

ATLAS POLL  
09/20/2024-09/25/2024

# Swing State Polls

## US Presidential Election 2024

ATLAS POLL

09/20/2024-09/25/2024

# Overview

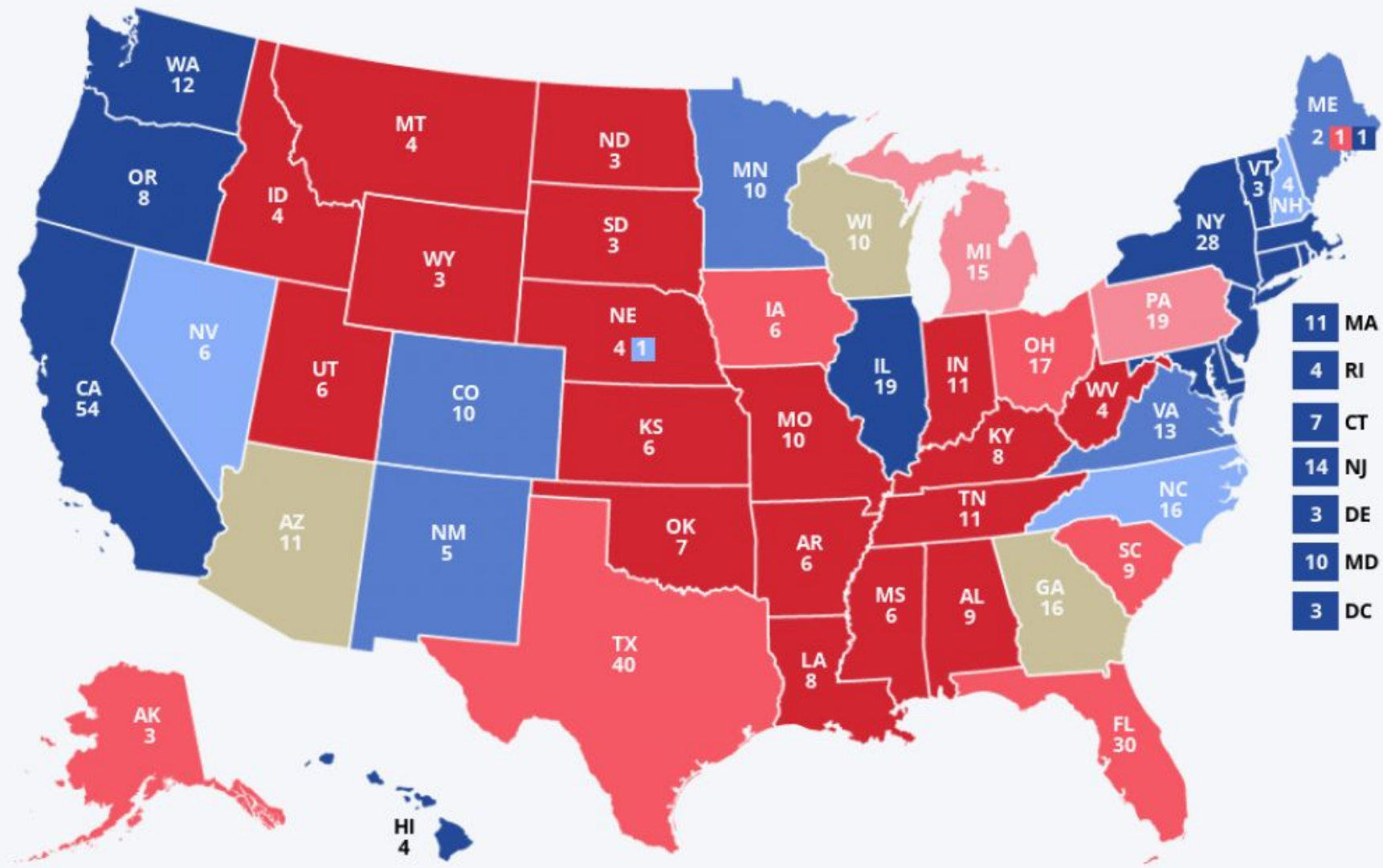
US Presidential Election 2024 in Key Swing States

US PRESIDENTIAL ELECTION 2024

# Voting projection

Democrats **248** **253** Republicans

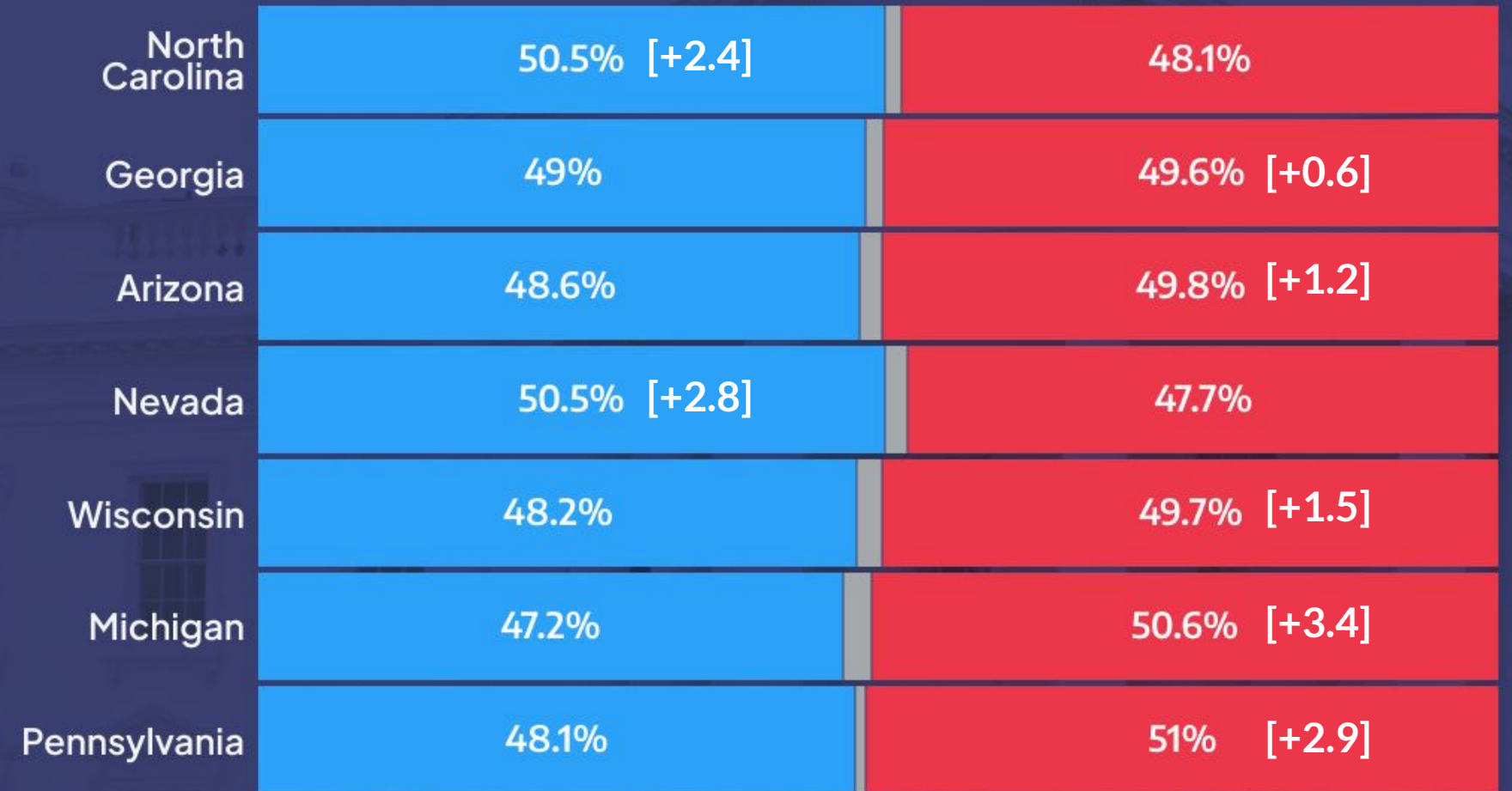
181 40 27 37 34 106 113



US PRESIDENTIAL ELECTION 2024

# Voting intention

In a head to head race between Harris and Trump, whom would you vote for?



Kamala Harris



Undecided/null/  
blank/won't vote



Donald Trump

ATLAS POLL

09/20/2024-09/25/2024

# Arizona

US Presidential Election 2024

# 1. Methodology and sample profile

Target population  
**Likely voters in Arizona**

Sample size  
**946 respondents**

Methodology  
**Random Digital Recruitment (Atlas RDR)**

Margin of error  
**±3 p.p.**  
  
Confidence level for estimation of the margin of error  
**95%**

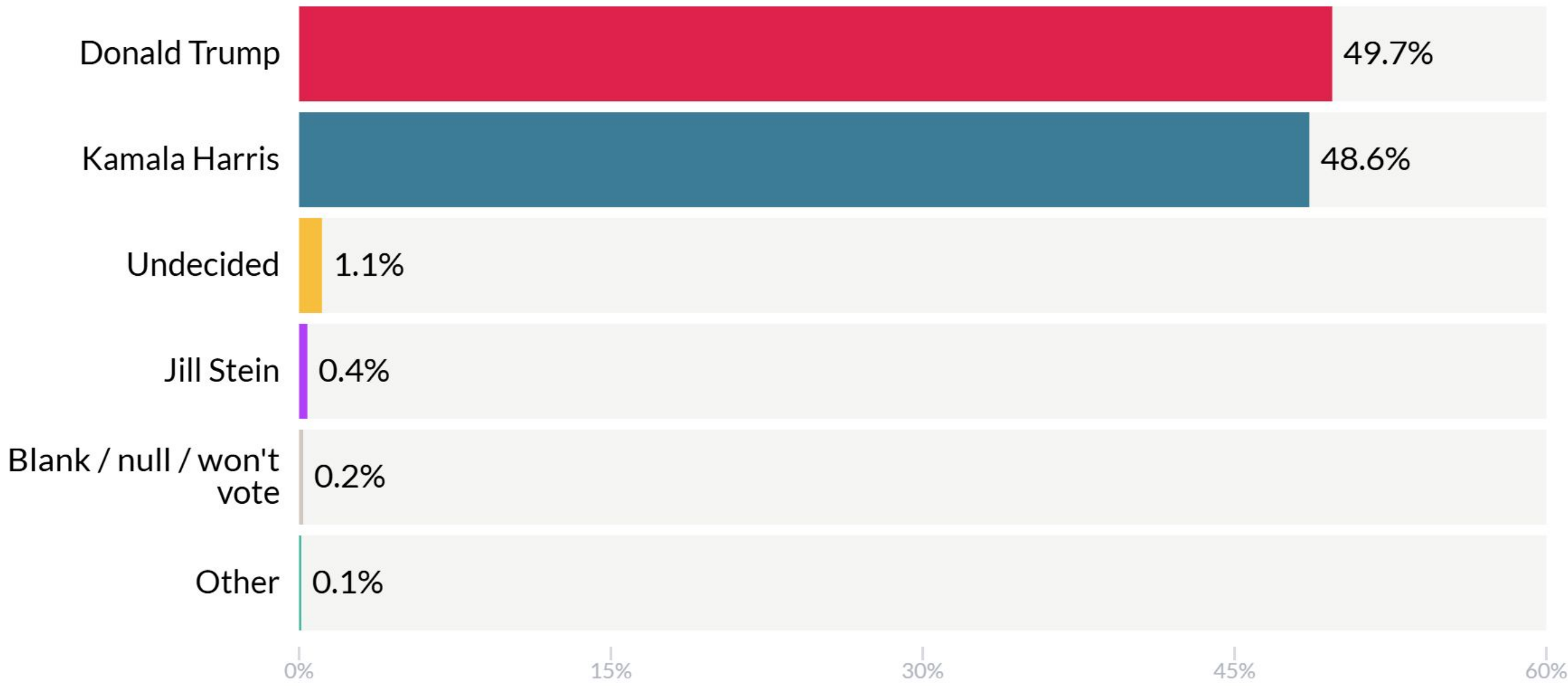
Polling Period  
**09/20/2024 - 09/25/2024**

Gender		Age	
Female	52.0%	18 - 29	13.6%
Male	46.8%	30 - 44	21.1%
Other / prefer not to identify	1.2%	45 - 64	38.6%
		65+	26.7%
Yearly household income		Education Level	
Below \$50k	36.8%	College degree or higher	51.3%
\$50k - \$100k	31.2%	All other	48.7%
Above \$100k	32.0%		
Partisanship		Region	
Democrat	27.5%	Suburban	50.7%
Republican	36.3%	Urban	33.8%
Independent	36.2%	Rural	15.5%
		Race	
		White	73.8%
		Black	2.4%
		Hispanic	16.0%
		Asian	1.9%
		Other	5.9%

## 2. Results

## 2.1. Presidential and Senate Elections

For which of these candidates on the Arizona ballot will you vote for in the upcoming presidential election?

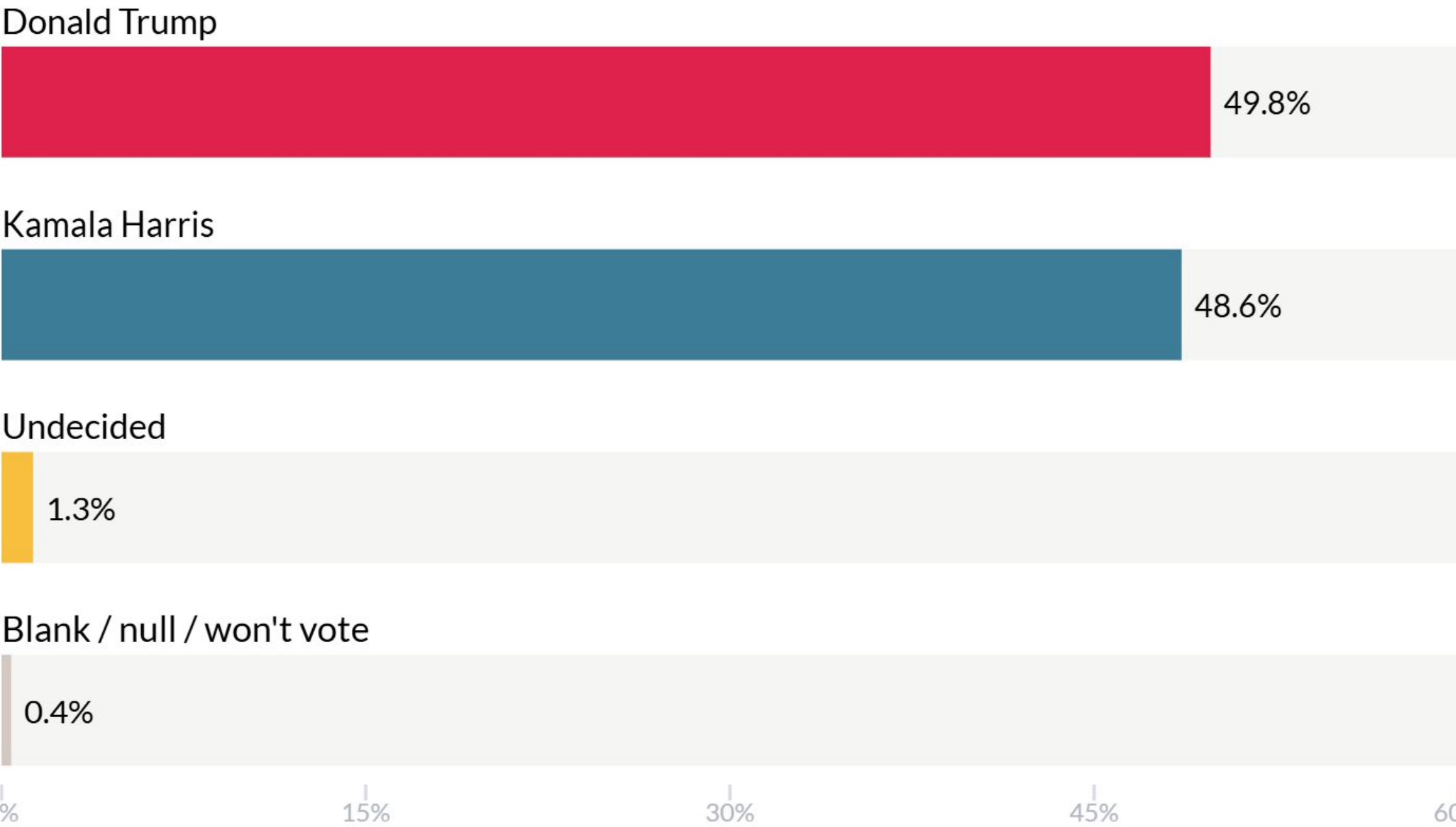


	Gender			Education		Age			
	Man	Woman	Other / prefer not to identify	College degree or higher	All other	18-29	30-44	45-64	65+
Donald Trump	<div></div> 43.7	<div></div> 55.2	<div></div> 44.3	<div></div> 42.6	<div></div> 57.1	<div></div> 38.2	<div></div> 51.7	<div></div> 53.6	<div></div> 48
Kamala Harris	<div></div> 54.5	<div></div> 43.5	<div></div> 38	<div></div> 54.4	<div></div> 42.4	<div></div> 60.3	<div></div> 48.3	<div></div> 42.6	<div></div> 51.6
Undecided	<div></div> 0.8	<div></div> 1.3	<div></div> 0	<div></div> 2.1	<div></div> 0	<div></div> 0	<div></div> 0	<div></div> 2.8	<div></div> 0
Jill Stein	<div></div> 0.5	<div></div> 0	<div></div> 17.6	<div></div> 0.5	<div></div> 0.4	<div></div> 1.6	<div></div> 0	<div></div> 0.6	<div></div> 0
Blank / null / won't vote	<div></div> 0.3	<div></div> 0	<div></div> 0	<div></div> 0.3	<div></div> 0	<div></div> 0	<div></div> 0	<div></div> 0.4	<div></div> 0
Other	<div></div> 0.2	<div></div> 0	<div></div> 0	<div></div> 0.2	<div></div> 0	<div></div> 0	<div></div> 0	<div></div> 0	<div></div> 0.3

	Family Income			Race					Partisanship		
	Below \$50k	\$50k - \$100k	Above \$100k	Asian	Black	Hispanic	White	Other	Democrat	Republican	Independent
Donald Trump	<div></div> 44.7	<div></div> 54	<div></div> 51.2	<div></div> 17.4	<div></div> 59.9	<div></div> 31.9	<div></div> 53.7	<div></div> 54.4	<div></div> 1.9	<div></div> 96.3	<div></div> 39
Kamala Harris	<div></div> 52.9	<div></div> 45.7	<div></div> 46.3	<div></div> 82.6	<div></div> 40.1	<div></div> 66.8	<div></div> 45.3	<div></div> 32.8	<div></div> 98.1	<div></div> 3.4	<div></div> 56.4
Undecided	<div></div> 1.8	<div></div> 0	<div></div> 1.2	<div></div> 0	<div></div> 0	<div></div> 0	<div></div> 0.4	<div></div> 12.8	<div></div> 0	<div></div> 0	<div></div> 2.9
Jill Stein	<div></div> 0.6	<div></div> 0	<div></div> 0.7	<div></div> 0	<div></div> 0	<div></div> 1.3	<div></div> 0.3	<div></div> 0	<div></div> 0	<div></div> 0	<div></div> 1.2
Blank / null / won't vote	<div></div> 0	<div></div> 0	<div></div> 0.5	<div></div> 0	<div></div> 0	<div></div> 0	<div></div> 0.2	<div></div> 0	<div></div> 0	<div></div> 0	<div></div> 0.4
Other	<div></div> 0	<div></div> 0.3	<div></div> 0	<div></div> 0	<div></div> 0	<div></div> 0	<div></div> 0.1	<div></div> 0	<div></div> 0	<div></div> 0.2	<div></div> 0

	Location type			2020 vote		
	Urban	Sub-urban	Rural	Joe Biden	Donald Trump	Other, don't remember, didn't vote
Donald Trump	<div></div> 38.1	<div></div> 51.6	<div></div> 68.1	<div></div> 10.7	<div></div> 94.1	<div></div> 34.1
Kamala Harris	<div></div> 59.2	<div></div> 46.7	<div></div> 31.9	<div></div> 87.3	<div></div> 4.2	<div></div> 65.2
Undecided	<div></div> 2	<div></div> 0.8	<div></div> 0	<div></div> 1.5	<div></div> 0.7	<div></div> 0.7
Jill Stein	<div></div> 0	<div></div> 0.9	<div></div> 0	<div></div> 0.5	<div></div> 0.5	<div></div> 0
Blank / null / won't vote	<div></div> 0.5	<div></div> 0	<div></div> 0	<div></div> 0	<div></div> 0.4	<div></div> 0
Other	<div></div> 0.3	<div></div> 0	<div></div> 0	<div></div> 0	<div></div> 0.2	<div></div> 0

In a head to head race between Kamala Harris and Donald Trump, whom would you vote for?

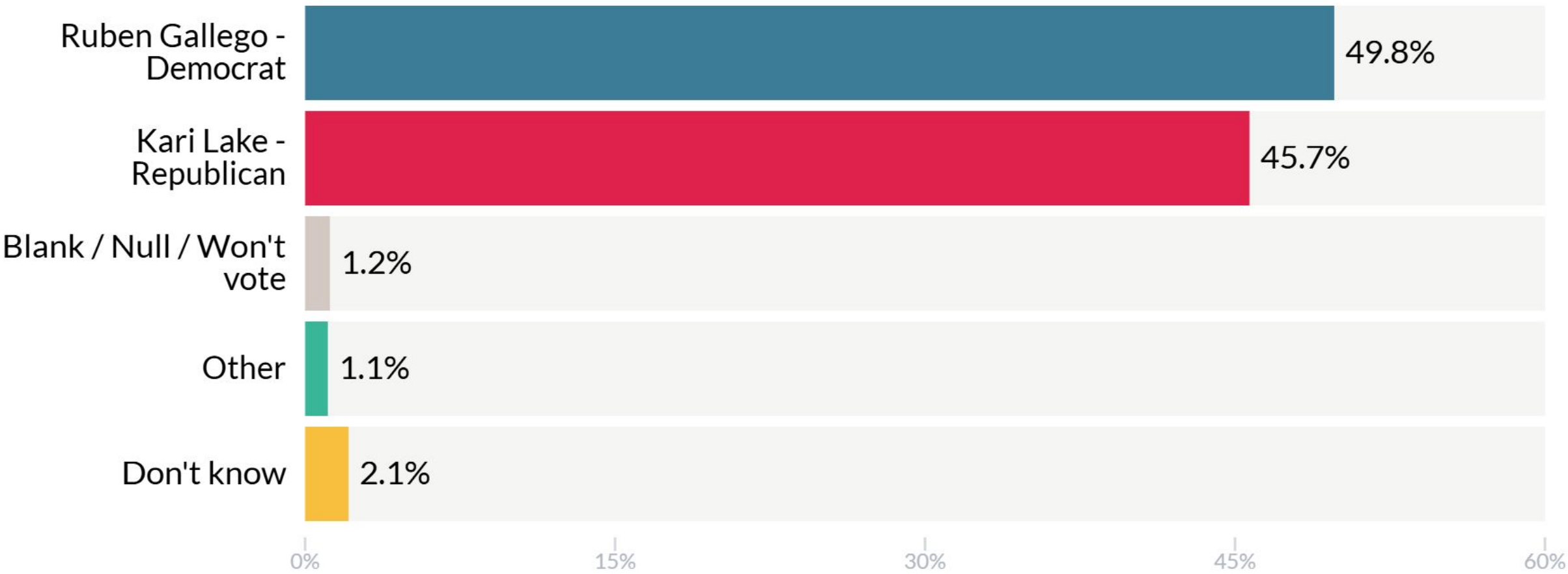


	Gender			Education		Age			
	Man	Woman	Other / prefer not to identify	College degree or higher	All other	18-29	30-44	45-64	65+
Donald Trump	<div></div> 43.8	<div></div> 55.2	<div></div> 44.3	<div></div> 42.8	<div></div> 57.1	<div></div> 38.2	<div></div> 51.7	<div></div> 53.6	<div></div> 48.4
Kamala Harris	<div></div> 54.5	<div></div> 43.5	<div></div> 38	<div></div> 54.4	<div></div> 42.4	<div></div> 60.3	<div></div> 48.3	<div></div> 42.6	<div></div> 51.6
Undecided	<div></div> 1.3	<div></div> 1.3	<div></div> 0	<div></div> 2.5	<div></div> 0	<div></div> 0	<div></div> 0	<div></div> 3.4	<div></div> 0
Blank / null / won't vote	<div></div> 0.3	<div></div> 0	<div></div> 17.6	<div></div> 0.3	<div></div> 0.4	<div></div> 1.6	<div></div> 0	<div></div> 0.4	<div></div> 0

	Family Income			Race					Partisanship		
	Below \$50k	\$50k - \$100k	Above \$100k	Asian	Black	Hispanic	White	Other	Democrat	Republican	Independent
Donald Trump	<div></div> 44.7	<div></div> 54.3	<div></div> 51.2	<div></div> 17.4	<div></div> 59.9	<div></div> 31.9	<div></div> 53.8	<div></div> 54.4	<div></div> 1.9	<div></div> 96.6	<div></div> 39
Kamala Harris	<div></div> 52.9	<div></div> 45.7	<div></div> 46.3	<div></div> 82.6	<div></div> 40.1	<div></div> 66.8	<div></div> 45.3	<div></div> 32.8	<div></div> 98.1	<div></div> 3.4	<div></div> 56.4
Undecided	<div></div> 1.8	<div></div> 0	<div></div> 2	<div></div> 0	<div></div> 0	<div></div> 0	<div></div> 0.8	<div></div> 12.8	<div></div> 0	<div></div> 0	<div></div> 3.6
Blank / null / won't vote	<div></div> 0.6	<div></div> 0	<div></div> 0.5	<div></div> 0	<div></div> 0	<div></div> 1.3	<div></div> 0.2	<div></div> 0	<div></div> 0	<div></div> 0	<div></div> 1

	Location type			2020 vote		
	Urban	Sub-urban	Rural	Joe Biden	Donald Trump	Other, don't remember, didn't vote
Donald Trump	<div></div> 38.3	<div></div> 51.6	<div></div> 68.1	<div></div> 10.7	<div></div> 94.3	<div></div> 34.1
Kamala Harris	<div></div> 59.2	<div></div> 46.7	<div></div> 31.9	<div></div> 87.3	<div></div> 4.2	<div></div> 65.2
Undecided	<div></div> 2	<div></div> 1.2	<div></div> 0	<div></div> 2	<div></div> 0.7	<div></div> 0.7
Blank / null / won't vote	<div></div> 0.5	<div></div> 0.4	<div></div> 0	<div></div> 0	<div></div> 0.8	<div></div> 0

Whom will you vote for in the United States Senate election in Arizona?



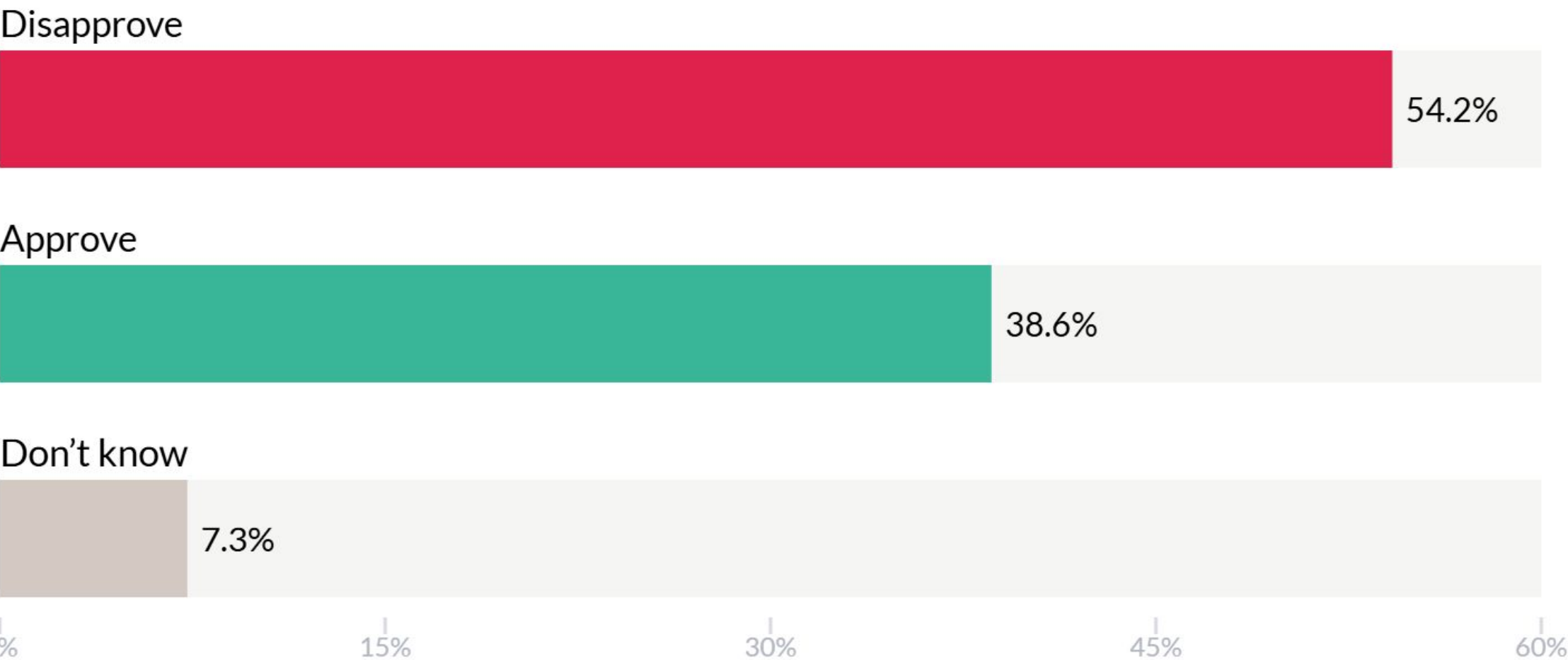
	Gender			Education		Age			
	Man	Woman	Other / prefer not to identify	College degree or higher	All other	18-29	30-44	45-64	65+
Ruben Gallego - Democrat	<div></div> 55.9	<div></div> 44.7	<div></div> 38	<div></div> 57.5	<div></div> 41.8	<div></div> 63.1	<div></div> 48.3	<div></div> 45.9	<div></div> 50.2
Kari Lake - Republican	<div></div> 37.3	<div></div> 53.2	<div></div> 44.3	<div></div> 39.1	<div></div> 52.6	<div></div> 26.4	<div></div> 48.9	<div></div> 49.9	<div></div> 46.8
Blank / Null / Won't vote	<div></div> 2.1	<div></div> 0.4	<div></div> 0	<div></div> 2	<div></div> 0.4	<div></div> 2.6	<div></div> 2.1	<div></div> 1	<div></div> 0
Other	<div></div> 1.2	<div></div> 0.7	<div></div> 17.6	<div></div> 0.5	<div></div> 1.8	<div></div> 1.6	<div></div> 0	<div></div> 1.2	<div></div> 1.8
Don't know	<div></div> 3.5	<div></div> 1	<div></div> 0	<div></div> 1	<div></div> 3.4	<div></div> 6.3	<div></div> 0.7	<div></div> 2.1	<div></div> 1.2

	Family Income			Race					Partisanship		
	Below \$50k	\$50k - \$100k	Above \$100k	Asian	Black	Hispanic	White	Other	Democrat	Republican	Independent
Ruben Gallego - Democrat	<div></div> 54.8	<div></div> 45.7	<div></div> 48.1	<div></div> 82.6	<div></div> 40.1	<div></div> 66.8	<div></div> 46.1	<div></div> 44.4	<div></div> 96.8	<div></div> 3.8	<div></div> 60.4
Kari Lake - Republican	<div></div> 39.3	<div></div> 51.4	<div></div> 47.5	<div></div> 14.3	<div></div> 45	<div></div> 27.4	<div></div> 50.1	<div></div> 50.9	<div></div> 1.9	<div></div> 91.6	<div></div> 32.6
Blank / Null / Won't vote	<div></div> 0	<div></div> 1.7	<div></div> 2.1	<div></div> 0	<div></div> 14.8	<div></div> 0	<div></div> 1.1	<div></div> 0	<div></div> 0	<div></div> 0.5	<div></div> 2.9
Other	<div></div> 2.1	<div></div> 0	<div></div> 1.2	<div></div> 0	<div></div> 0	<div></div> 1.3	<div></div> 1	<div></div> 3.5	<div></div> 1.2	<div></div> 1	<div></div> 1.2
Don't know	<div></div> 3.8	<div></div> 1.2	<div></div> 1.2	<div></div> 3.1	<div></div> 0	<div></div> 4.5	<div></div> 1.8	<div></div> 1.2	<div></div> 0	<div></div> 3.1	<div></div> 2.9

	Location type			2020 vote		
	Urban	Sub-urban	Rural	Joe Biden	Donald Trump	Other, don't remember, didn't vote
Ruben Gallego - Democrat	<div></div> 60.2	<div></div> 48.6	<div></div> 31.9	<div></div> 88	<div></div> 6.3	<div></div> 65.2
Kari Lake - Republican	<div></div> 34.2	<div></div> 46.9	<div></div> 66.1	<div></div> 8	<div></div> 87.8	<div></div> 34.1
Blank / Null / Won't vote	<div></div> 1	<div></div> 1.7	<div></div> 0	<div></div> 1.2	<div></div> 1.5	<div></div> 0
Other	<div></div> 1	<div></div> 1.2	<div></div> 1.5	<div></div> 1.3	<div></div> 1.3	<div></div> 0
Don't know	<div></div> 3.6	<div></div> 1.7	<div></div> 0.6	<div></div> 1.5	<div></div> 3.1	<div></div> 0.7

## 2.2. Presidential Approval and Image of Politicians

Do you approve or disapprove of Joe Biden’s performance as president of the United States?

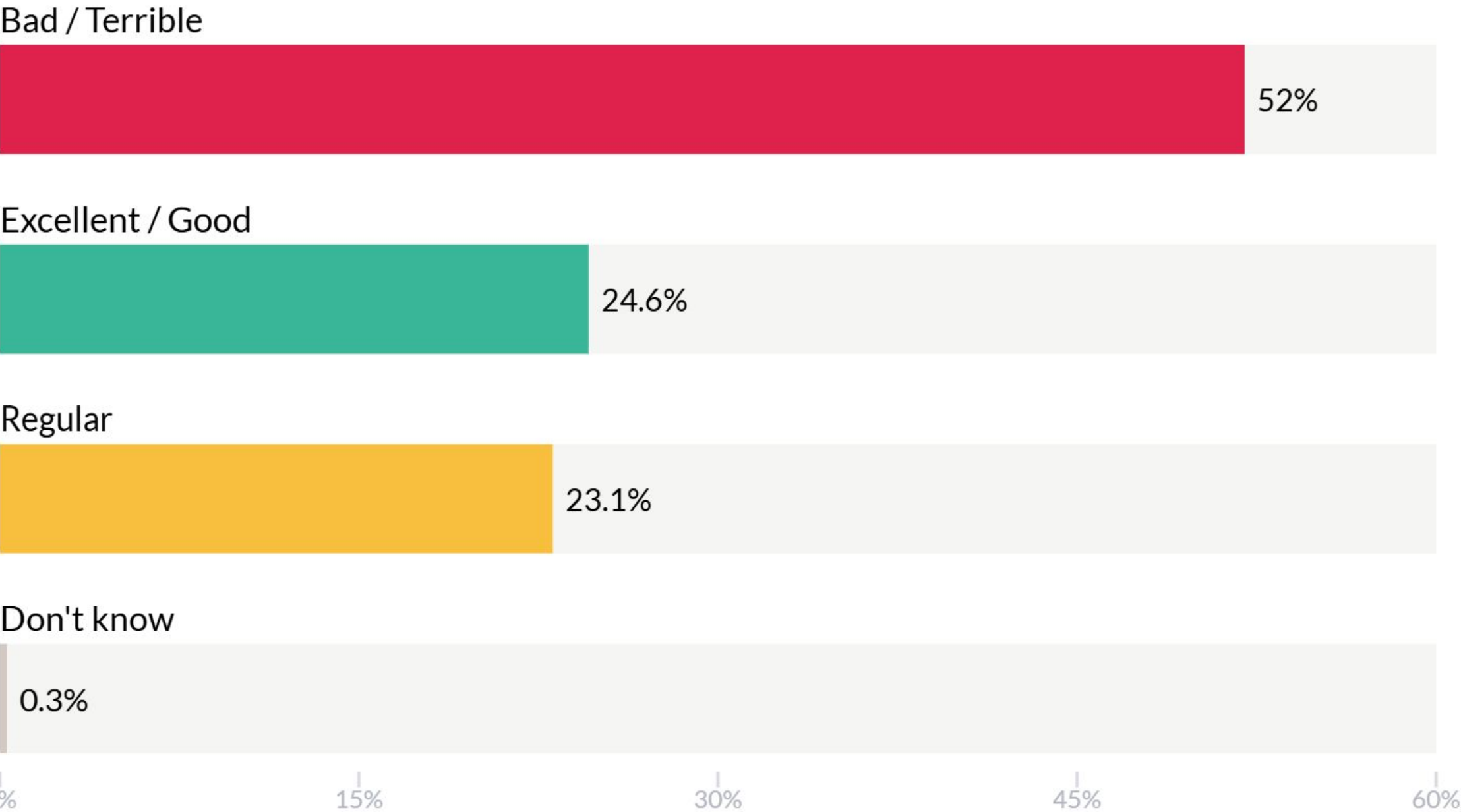


	Gender			Education		Age			
	Man	Woman	Other / prefer not to identify	College degree or higher	All other	18-29	30-44	45-64	65+
Disapprove	<div><div></div></div> 51.1	<div><div></div></div> 56.8	<div><div></div></div> 62	<div><div></div></div> 47.4	<div><div></div></div> 61.3	<div><div></div></div> 59.7	<div><div></div></div> 51.7	<div><div></div></div> 56.3	<div><div></div></div> 50
Approve	<div><div></div></div> 39.7	<div><div></div></div> 37.6	<div><div></div></div> 38	<div><div></div></div> 42.2	<div><div></div></div> 34.8	<div><div></div></div> 26.2	<div><div></div></div> 36.1	<div><div></div></div> 38.6	<div><div></div></div> 47
Don't know	<div><div></div></div> 9.2	<div><div></div></div> 5.7	<div><div></div></div> 0	<div><div></div></div> 10.4	<div><div></div></div> 4	<div><div></div></div> 14.1	<div><div></div></div> 12.2	<div><div></div></div> 5.1	<div><div></div></div> 3

	Family Income			Race					Partisanship		
	Below \$50k	\$50k - \$100k	Above \$100k	Asian	Black	Hispanic	White	Other	Democrat	Republican	Independent
Disapprove	<div><div></div></div> 48.1	<div><div></div></div> 57.5	<div><div></div></div> 58	<div><div></div></div> 36.5	<div><div></div></div> 59.9	<div><div></div></div> 33.7	<div><div></div></div> 58.7	<div><div></div></div> 55.6	<div><div></div></div> 6.6	<div><div></div></div> 96.9	<div><div></div></div> 47.3
Approve	<div><div></div></div> 40.3	<div><div></div></div> 35.3	<div><div></div></div> 39.8	<div><div></div></div> 52.1	<div><div></div></div> 40.1	<div><div></div></div> 45.1	<div><div></div></div> 38.4	<div><div></div></div> 17.6	<div><div></div></div> 87.1	<div><div></div></div> 3.1	<div><div></div></div> 37.3
Don't know	<div><div></div></div> 11.6	<div><div></div></div> 7.2	<div><div></div></div> 2.3	<div><div></div></div> 11.4	<div><div></div></div> 0	<div><div></div></div> 21.2	<div><div></div></div> 2.8	<div><div></div></div> 26.8	<div><div></div></div> 6.3	<div><div></div></div> 0	<div><div></div></div> 15.4

	Location type			2020 vote		
	Urban	Sub-urban	Rural	Joe Biden	Donald Trump	Other, don't remember, didn't vote
Disapprove	<div><div></div></div> 45.2	<div><div></div></div> 55.4	<div><div></div></div> 69.1	<div><div></div></div> 17.8	<div><div></div></div> 96.2	<div><div></div></div> 36.9
Approve	<div><div></div></div> 50.3	<div><div></div></div> 37.2	<div><div></div></div> 17.8	<div><div></div></div> 71.6	<div><div></div></div> 1.2	<div><div></div></div> 50.5
Don't know	<div><div></div></div> 4.5	<div><div></div></div> 7.4	<div><div></div></div> 13.1	<div><div></div></div> 10.6	<div><div></div></div> 2.6	<div><div></div></div> 12.7

How do you evaluate Joe Biden's performance as President?



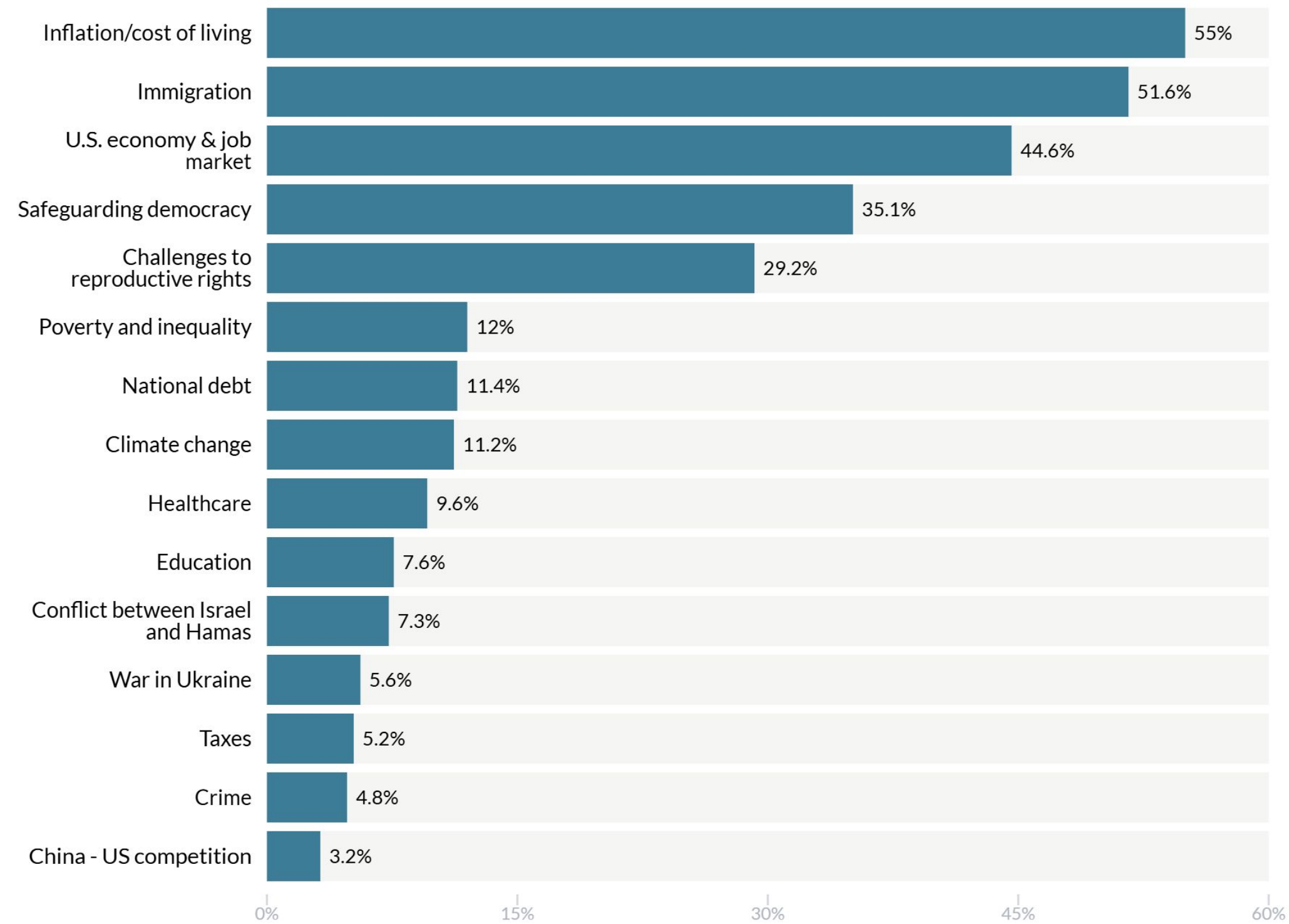
	Gender			Education		Age			
	Man	Woman	Other / prefer not to identify	College degree or higher	All other	18-29	30-44	45-64	65+
Bad / Terrible	<div><div></div></div> 46.1	<div><div></div></div> 57.2	<div><div></div></div> 62	<div><div></div></div> 45.5	<div><div></div></div> 58.9	<div><div></div></div> 49.1	<div><div></div></div> 51.7	<div><div></div></div> 55.7	<div><div></div></div> 48.3
Excellent / Good	<div><div></div></div> 20.6	<div><div></div></div> 28.1	<div><div></div></div> 21.3	<div><div></div></div> 26.5	<div><div></div></div> 22.5	<div><div></div></div> 9.1	<div><div></div></div> 16.1	<div><div></div></div> 24.9	<div><div></div></div> 38.6
Regular	<div><div></div></div> 32.6	<div><div></div></div> 14.7	<div><div></div></div> 16.7	<div><div></div></div> 27.6	<div><div></div></div> 18.4	<div><div></div></div> 40.9	<div><div></div></div> 32.2	<div><div></div></div> 19.4	<div><div></div></div> 12.3
Don't know	<div><div></div></div> 0.7	<div><div></div></div> 0	<div><div></div></div> 0	<div><div></div></div> 0.4	<div><div></div></div> 0.2	<div><div></div></div> 0.9	<div><div></div></div> 0	<div><div></div></div> 0	<div><div></div></div> 0.7

	Family Income			Race					Partisanship		
	Below \$50k	\$50k - \$100k	Above \$100k	Asian	Black	Hispanic	White	Other	Democrat	Republican	Independent
Bad / Terrible	<div><div></div></div> 44.7	<div><div></div></div> 55.7	<div><div></div></div> 56.9	<div><div></div></div> 17.4	<div><div></div></div> 59.9	<div><div></div></div> 33.7	<div><div></div></div> 56.4	<div><div></div></div> 55.6	<div><div></div></div> 2.9	<div><div></div></div> 96.3	<div><div></div></div> 44.8
Excellent / Good	<div><div></div></div> 30.7	<div><div></div></div> 19.2	<div><div></div></div> 22.7	<div><div></div></div> 15.3	<div><div></div></div> 25.8	<div><div></div></div> 31.5	<div><div></div></div> 23.8	<div><div></div></div> 17.6	<div><div></div></div> 64.6	<div><div></div></div> 0.6	<div><div></div></div> 18.1
Regular	<div><div></div></div> 24.2	<div><div></div></div> 24.5	<div><div></div></div> 20.4	<div><div></div></div> 60.3	<div><div></div></div> 14.4	<div><div></div></div> 34.8	<div><div></div></div> 19.6	<div><div></div></div> 26.8	<div><div></div></div> 32.1	<div><div></div></div> 2.8	<div><div></div></div> 36.8
Don't know	<div><div></div></div> 0.3	<div><div></div></div> 0.6	<div><div></div></div> 0	<div><div></div></div> 6.9	<div><div></div></div> 0	<div><div></div></div> 0	<div><div></div></div> 0.2	<div><div></div></div> 0	<div><div></div></div> 0.3	<div><div></div></div> 0.3	<div><div></div></div> 0.4

	Location type			2020 vote		
	Urban	Sub-urban	Rural	Joe Biden	Donald Trump	Other, don't remember, didn't vote
Bad / Terrible	<div><div></div></div> 41.6	<div><div></div></div> 53.9	<div><div></div></div> 68.1	<div><div></div></div> 14.4	<div><div></div></div> 95.2	<div><div></div></div> 35.7
Excellent / Good	<div><div></div></div> 30.8	<div><div></div></div> 24.4	<div><div></div></div> 11.7	<div><div></div></div> 50.5	<div><div></div></div> 0	<div><div></div></div> 12.6
Regular	<div><div></div></div> 27.1	<div><div></div></div> 21.5	<div><div></div></div> 20.1	<div><div></div></div> 35	<div><div></div></div> 4.3	<div><div></div></div> 51.7
Don't know	<div><div></div></div> 0.5	<div><div></div></div> 0.3	<div><div></div></div> 0	<div><div></div></div> 0.2	<div><div></div></div> 0.5	<div><div></div></div> 0

## 2.3. Key Topics

In your opinion, what are the greatest challenges the United States faces today?



	Gender			Education		Age				Family Income		
	Man	Woman	Other / prefer not to identify	College degree or higher	All other	18-29	30-44	45-64	65+	Below \$50k	\$50k - \$100k	Above \$100k
Inflation/cost of living	<div></div> 49.7	<div></div> 60.1	<div></div> 42.7	<div></div> 49	<div></div> 61.4	<div></div> 65.1	<div></div> 58.5	<div></div> 55.9	<div></div> 45.8	<div></div> 58.4	<div></div> 58.9	<div></div> 47.3
Immigration	<div></div> 46.1	<div></div> 56.6	<div></div> 44.3	<div></div> 46.1	<div></div> 57.3	<div></div> 39.7	<div></div> 42.3	<div></div> 57	<div></div> 56.9	<div></div> 49.7	<div></div> 54.8	<div></div> 50.6
U.S. economy & job market	<div></div> 47.1	<div></div> 42.3	<div></div> 49.5	<div></div> 40.2	<div></div> 49.3	<div></div> 52.9	<div></div> 44.6	<div></div> 46	<div></div> 38.3	<div></div> 36.8	<div></div> 47.4	<div></div> 50.9
Safeguarding democracy	<div></div> 33.6	<div></div> 36.9	<div></div> 20.2	<div></div> 34.1	<div></div> 36.3	<div></div> 23.7	<div></div> 33.3	<div></div> 35.8	<div></div> 41.5	<div></div> 39	<div></div> 31.7	<div></div> 33.9
Challenges to reproductive rights	<div></div> 23.5	<div></div> 34.5	<div></div> 23.8	<div></div> 34.8	<div></div> 23.4	<div></div> 24.6	<div></div> 33.1	<div></div> 24.8	<div></div> 35	<div></div> 35.6	<div></div> 26.2	<div></div> 24.8
Poverty and inequality	<div></div> 17.8	<div></div> 6.7	<div></div> 17.6	<div></div> 14.8	<div></div> 9.1	<div></div> 21.9	<div></div> 20.5	<div></div> 7	<div></div> 7.5	<div></div> 14.6	<div></div> 11.8	<div></div> 9.2
National debt	<div></div> 15.7	<div></div> 7.6	<div></div> 5.6	<div></div> 11.5	<div></div> 11.3	<div></div> 10.8	<div></div> 10.8	<div></div> 12.2	<div></div> 11	<div></div> 8.6	<div></div> 8.3	<div></div> 17.6
Climate change	<div></div> 15.2	<div></div> 7.3	<div></div> 24.3	<div></div> 9.6	<div></div> 12.9	<div></div> 32.2	<div></div> 5.8	<div></div> 7	<div></div> 11	<div></div> 16.3	<div></div> 11	<div></div> 5.7
Healthcare	<div></div> 11.5	<div></div> 7.4	<div></div> 30.5	<div></div> 8.7	<div></div> 10.5	<div></div> 13.5	<div></div> 6.5	<div></div> 8.5	<div></div> 11.5	<div></div> 8.8	<div></div> 9.6	<div></div> 10.4
Education	<div></div> 6.3	<div></div> 8.6	<div></div> 16.7	<div></div> 11.6	<div></div> 3.4	<div></div> 1	<div></div> 16.6	<div></div> 6.8	<div></div> 5.1	<div></div> 6.1	<div></div> 6.9	<div></div> 9.9
Conflict between Israel and Hamas	<div></div> 5.4	<div></div> 8.7	<div></div> 21.1	<div></div> 12	<div></div> 2.3	<div></div> 6.7	<div></div> 11.3	<div></div> 5.5	<div></div> 7	<div></div> 10.3	<div></div> 4.7	<div></div> 6.3
War in Ukraine	<div></div> 5.2	<div></div> 6.1	<div></div> 0	<div></div> 7.8	<div></div> 3.3	<div></div> 3.8	<div></div> 0	<div></div> 9.6	<div></div> 5.2	<div></div> 3.9	<div></div> 5.7	<div></div> 7.5
Taxes	<div></div> 7.6	<div></div> 3.1	<div></div> 3.6	<div></div> 4.3	<div></div> 6.2	<div></div> 1.5	<div></div> 5.9	<div></div> 7.5	<div></div> 3.3	<div></div> 3.9	<div></div> 6.9	<div></div> 5
Crime	<div></div> 2.2	<div></div> 7.3	<div></div> 0	<div></div> 4.9	<div></div> 4.7	<div></div> 0	<div></div> 5	<div></div> 7.1	<div></div> 3.9	<div></div> 2.5	<div></div> 5.3	<div></div> 7
China - US competition	<div></div> 4.3	<div></div> 2.2	<div></div> 0	<div></div> 2.6	<div></div> 3.8	<div></div> 2.5	<div></div> 2.1	<div></div> 2.5	<div></div> 5.3	<div></div> 3.8	<div></div> 1.4	<div></div> 4.2

	Race					Partisanship			Location type			2020 vote		
	Asian	Black	Hispanic	White	Other	Democrat	Republican	Independent	Urban	Sub-urban	Rural	Joe Biden	Donald Trump	Other, don't remember, didn't vote
Inflation/cost of living	<div></div> 28.8	<div></div> 57.3	<div></div> 48.6	<div></div> 55.9	<div></div> 68.5	<div></div> 34.2	<div></div> 74.9	<div></div> 50.7	<div></div> 51.6	<div></div> 55.1	<div></div> 62.7	<div></div> 41.7	<div></div> 70.7	<div></div> 47.2
Immigration	<div></div> 36.8	<div></div> 69.6	<div></div> 25.8	<div></div> 57.1	<div></div> 49.9	<div></div> 17.8	<div></div> 88.6	<div></div> 40.1	<div></div> 44.7	<div></div> 54	<div></div> 58.2	<div></div> 23.6	<div></div> 84.6	<div></div> 35.3
U.S. economy & job market	<div></div> 14.9	<div></div> 19.4	<div></div> 37.2	<div></div> 46.9	<div></div> 56	<div></div> 20.3	<div></div> 67.2	<div></div> 40.5	<div></div> 36.7	<div></div> 49.7	<div></div> 45.5	<div></div> 24.2	<div></div> 66.1	<div></div> 44.6
Safeguarding democracy	<div></div> 60	<div></div> 26.8	<div></div> 46.2	<div></div> 31.8	<div></div> 41.8	<div></div> 62.6	<div></div> 14	<div></div> 35.4	<div></div> 42.9	<div></div> 31.6	<div></div> 29.9	<div></div> 54.7	<div></div> 14.6	<div></div> 34.8
Challenges to reproductive rights	<div></div> 29.3	<div></div> 27.7	<div></div> 39.7	<div></div> 28.5	<div></div> 9.6	<div></div> 60.6	<div></div> 3.2	<div></div> 31.6	<div></div> 37.5	<div></div> 25.4	<div></div> 23.6	<div></div> 52.9	<div></div> 4.8	<div></div> 26.9
Poverty and inequality	<div></div> 22.2	<div></div> 14.4	<div></div> 31.6	<div></div> 7.7	<div></div> 7.8	<div></div> 25.3	<div></div> 1.2	<div></div> 12.8	<div></div> 16.5	<div></div> 11.4	<div></div> 4.3	<div></div> 19.7	<div></div> 1.7	<div></div> 21.7
National debt	<div></div> 19.1	<div></div> 12.4	<div></div> 3.3	<div></div> 13	<div></div> 10.4	<div></div> 5.3	<div></div> 11.4	<div></div> 16.1	<div></div> 9.3	<div></div> 13.4	<div></div> 9.3	<div></div> 6.3	<div></div> 15	<div></div> 19
Climate change	<div></div> 33.8	<div></div> 9.7	<div></div> 12.7	<div></div> 11.3	<div></div> 0	<div></div> 20.8	<div></div> 0	<div></div> 15.2	<div></div> 10.5	<div></div> 13.4	<div></div> 5.7	<div></div> 19.2	<div></div> 1.7	<div></div> 16.3
Healthcare	<div></div> 14.4	<div></div> 3.6	<div></div> 12.6	<div></div> 9.4	<div></div> 5	<div></div> 9	<div></div> 2.8	<div></div> 16.8	<div></div> 8.1	<div></div> 10.5	<div></div> 9.7	<div></div> 12.1	<div></div> 5	<div></div> 17.9
Education	<div></div> 0	<div></div> 5.8	<div></div> 22.7	<div></div> 4.9	<div></div> 3.6	<div></div> 14.7	<div></div> 1.5	<div></div> 8.3	<div></div> 11.4	<div></div> 6.7	<div></div> 2	<div></div> 12.5	<div></div> 1.3	<div></div> 12.7
Conflict between Israel and Hamas	<div></div> 19.1	<div></div> 0	<div></div> 3.3	<div></div> 7.5	<div></div> 14	<div></div> 9.6	<div></div> 4.3	<div></div> 8.4	<div></div> 7.7	<div></div> 5.5	<div></div> 12	<div></div> 9.1	<div></div> 6.9	<div></div> 0.4
War in Ukraine	<div></div> 21.6	<div></div> 0	<div></div> 0	<div></div> 5.7	<div></div> 16.9	<div></div> 8.7	<div></div> 4.1	<div></div> 4.6	<div></div> 4.4	<div></div> 6.8	<div></div> 4.2	<div></div> 8.1	<div></div> 2.6	<div></div> 7.6
Taxes	<div></div> 0	<div></div> 12.4	<div></div> 7.1	<div></div> 4.9	<div></div> 2.8	<div></div> 1.8	<div></div> 5.9	<div></div> 7	<div></div> 4.4	<div></div> 4	<div></div> 10.8	<div></div> 5.5	<div></div> 4.7	<div></div> 6.3
Crime	<div></div> 0	<div></div> 38.2	<div></div> 2.9	<div></div> 4.4	<div></div> 3.7	<div></div> 1.4	<div></div> 8	<div></div> 4.3	<div></div> 6.5	<div></div> 2.7	<div></div> 8.2	<div></div> 2.8	<div></div> 7.8	<div></div> 0.7
China - US competition	<div></div> 0	<div></div> 2.5	<div></div> 0.7	<div></div> 3.6	<div></div> 5.8	<div></div> 0.8	<div></div> 5.7	<div></div> 2.6	<div></div> 2.5	<div></div> 4	<div></div> 1.9	<div></div> 1.2	<div></div> 5.8	<div></div> 0.6

ATLAS POLL

09/20/2024-09/25/2024

# Georgia

US Presidential Election 2024

# 1. Methodology and sample profile

Target population  
**Likely voters in Georgia**

Sample size  
**1,200 respondents**

Methodology  
**Random Digital Recruitment (Atlas RDR)**

Margin of error  
**±3 p.p.**  
Confidence level for estimation of the margin of error  
**95%**

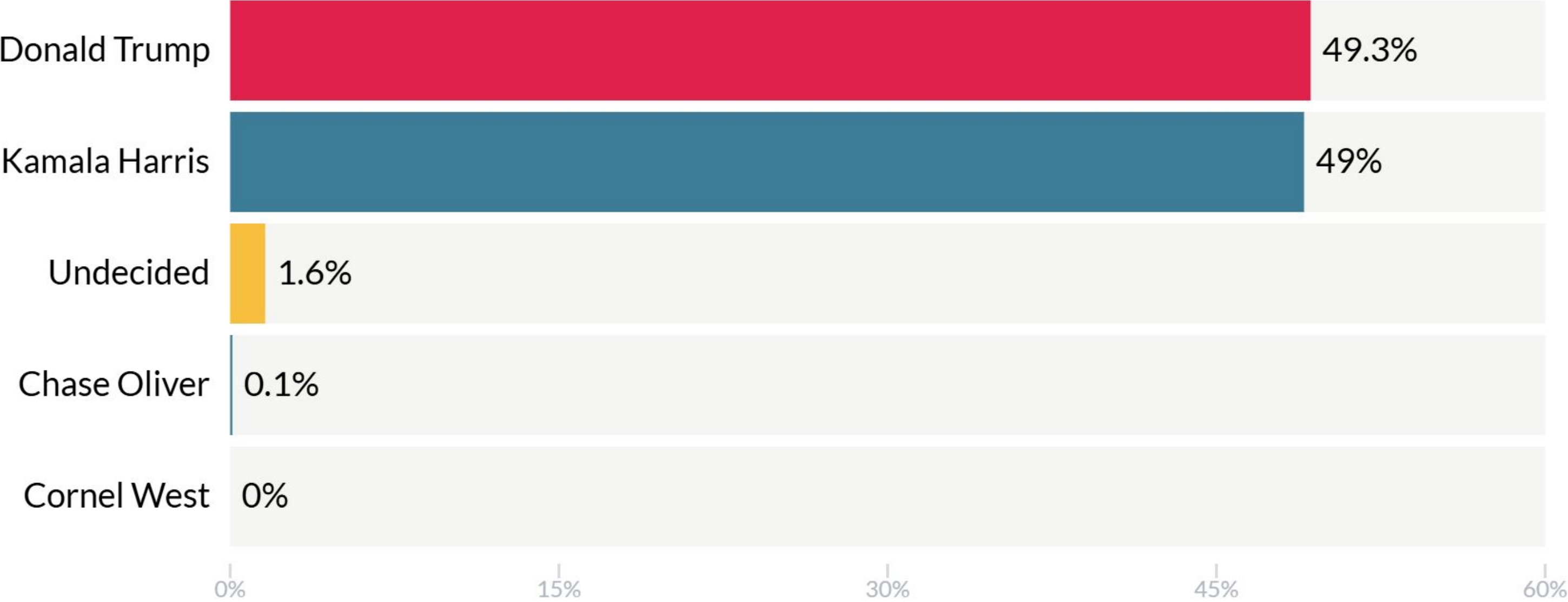
Polling Period  
**09/20/2024 - 09/25/2024**

Gender		Age	
Female	55.1%	18 - 29	15.1%
Male	43.7%	30 - 44	25.2%
Other / prefer not to identify	1.2%	45 - 64	40.9%
		65+	18.8%
Yearly household income		Education Level	
Below \$50k	36.2%	College degree or higher	51.1%
\$50k - \$100k	32.3%	All other	48.9%
Above \$100k	31.4%		
Partisanship		Region	
Democrat	32.4%	Suburban	58.3%
Republican	36.1%	Urban	26.0%
Independent	31.5%	Rural	15.7%
		Race	
		White	63.6%
		Black	26.3%
		Hispanic	4.4%
		Asian	2.3%
		Other	3.5%

## 2. Results

## 2.1. Presidential and Senate Elections

For which of these candidates on the Georgia ballot will you vote for in the upcoming presidential election?

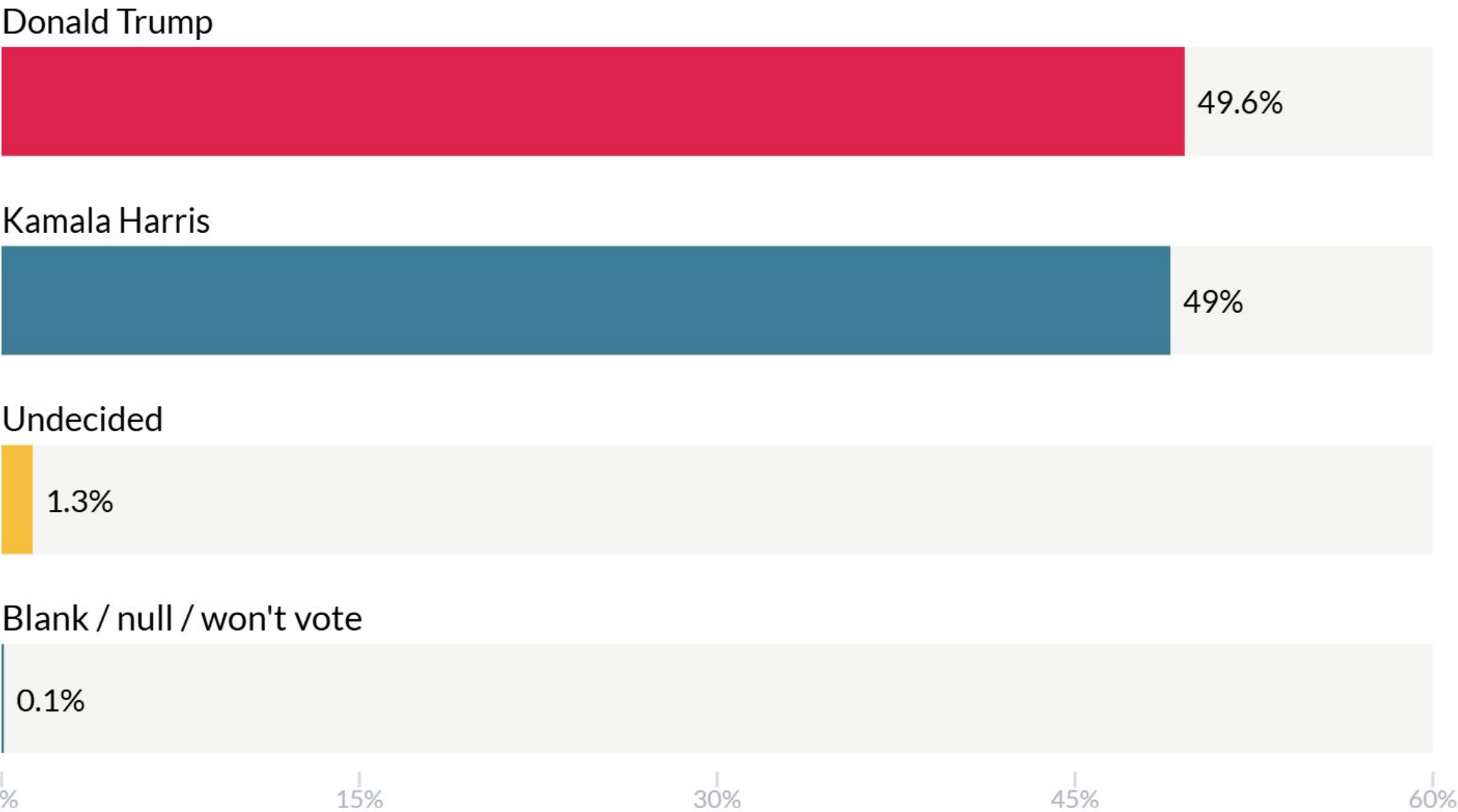


	Gender			Education		Age			
	Man	Woman	Other / prefer not to identify	College degree or higher	All other	18-29	30-44	45-64	65+
Donald Trump	<div></div> 51.6	<div></div> 47.9	<div></div> 23.5	<div></div> 44.9	<div></div> 53.8	<div></div> 17.2	<div></div> 54.4	<div></div> 52.7	<div></div> 60.6
Kamala Harris	<div></div> 45.1	<div></div> 51.5	<div></div> 76.5	<div></div> 52.4	<div></div> 45.5	<div></div> 76.6	<div></div> 44.9	<div></div> 45.9	<div></div> 39.4
Undecided	<div></div> 3	<div></div> 0.5	<div></div> 0	<div></div> 2.7	<div></div> 0.4	<div></div> 5.2	<div></div> 0.7	<div></div> 1.4	<div></div> 0
Chase Oliver	<div></div> 0.3	<div></div> 0	<div></div> 0	<div></div> 0	<div></div> 0.3	<div></div> 0.9	<div></div> 0	<div></div> 0	<div></div> 0
Cornel West	<div></div> 0	<div></div> 0	<div></div> 0	<div></div> 0	<div></div> 0	<div></div> 0	<div></div> 0	<div></div> 0	<div></div> 0

	Family Income			Race					Partisanship		
	Below \$50k	\$50k - \$100k	Above \$100k	Asian	Black	Hispanic	White	Other	Democrat	Republican	Independent
Donald Trump	<div></div> 49.5	<div></div> 40.5	<div></div> 57.8	<div></div> 28.4	<div></div> 21.8	<div></div> 34.4	<div></div> 62.7	<div></div> 40.4	<div></div> 0.1	<div></div> 91.1	<div></div> 51.4
Kamala Harris	<div></div> 47.5	<div></div> 58.8	<div></div> 40.9	<div></div> 30.7	<div></div> 78.2	<div></div> 61.5	<div></div> 36.7	<div></div> 55	<div></div> 98.9	<div></div> 8.9	<div></div> 44.2
Undecided	<div></div> 3	<div></div> 0.7	<div></div> 0.9	<div></div> 34.7	<div></div> 0	<div></div> 4.1	<div></div> 0.7	<div></div> 4.6	<div></div> 0.9	<div></div> 0.1	<div></div> 4
Chase Oliver	<div></div> 0	<div></div> 0	<div></div> 0.4	<div></div> 6.1	<div></div> 0	<div></div> 0	<div></div> 0	<div></div> 0	<div></div> 0	<div></div> 0	<div></div> 0.4
Cornel West	<div></div> 0	<div></div> 0	<div></div> 0	<div></div> 0	<div></div> 0	<div></div> 0	<div></div> 0	<div></div> 0	<div></div> 0	<div></div> 0	<div></div> 0

	Location type			2020 vote		
	Urban	Sub-urban	Rural	Joe Biden	Donald Trump	Other, don't remember, didn't vote
Donald Trump	<div></div> 33.9	<div></div> 49.9	<div></div> 71.1	<div></div> 4.5	<div></div> 96.7	<div></div> 41.5
Kamala Harris	<div></div> 65	<div></div> 48.1	<div></div> 27	<div></div> 94.5	<div></div> 1	<div></div> 56.3
Undecided	<div></div> 1.2	<div></div> 1.7	<div></div> 2	<div></div> 0.7	<div></div> 2.4	<div></div> 2.2
Chase Oliver	<div></div> 0	<div></div> 0.2	<div></div> 0	<div></div> 0.3	<div></div> 0	<div></div> 0
Cornel West	<div></div> 0	<div></div> 0	<div></div> 0	<div></div> 0	<div></div> 0	<div></div> 0

In a head to head race between Kamala Harris and Donald Trump, whom would you vote for?



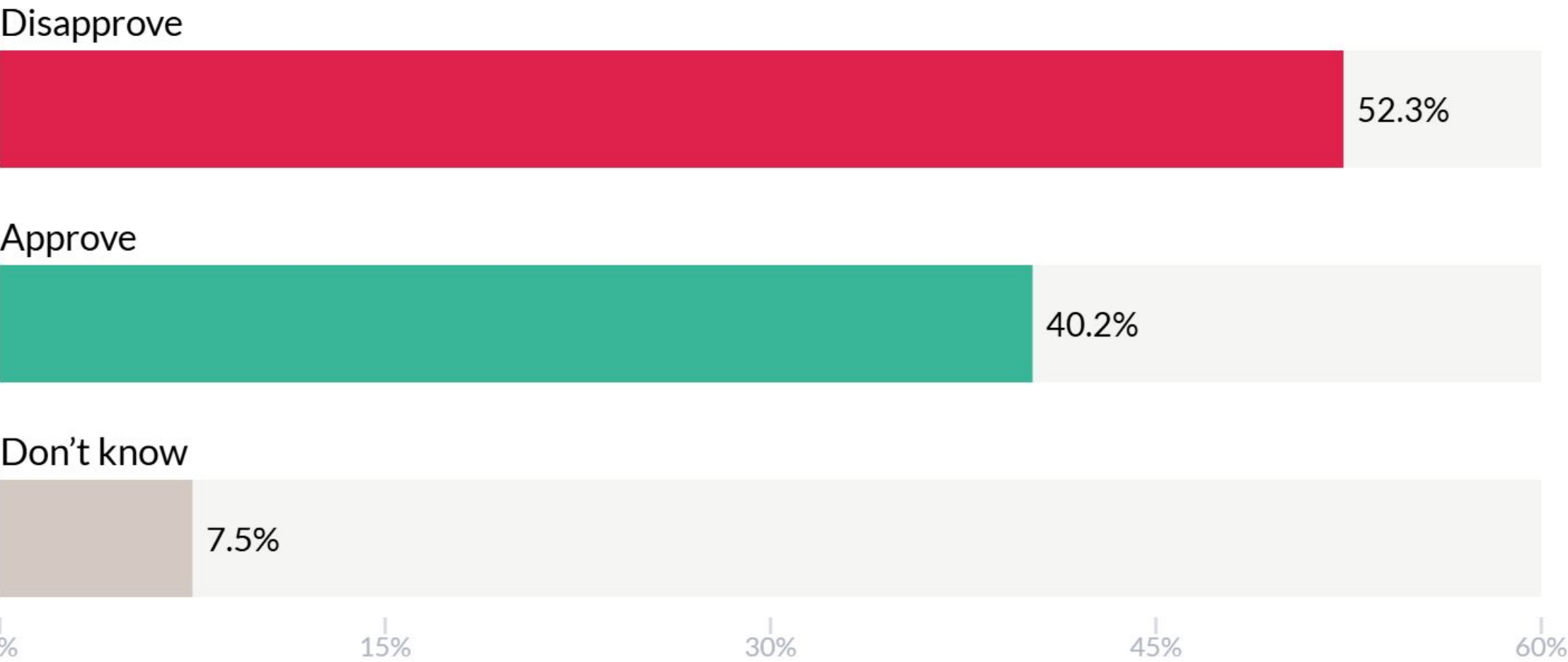
	Gender			Education		Age			
	Man	Woman	Other / prefer not to identify	College degree or higher	All other	18-29	30-44	45-64	65+
Donald Trump	<div></div> 52.1	<div></div> 48.2	<div></div> 23.5	<div></div> 45.1	<div></div> 54.2	<div></div> 17.2	<div></div> 55.1	<div></div> 53	<div></div> 60.6
Kamala Harris	<div></div> 45.1	<div></div> 51.5	<div></div> 76.5	<div></div> 52.4	<div></div> 45.5	<div></div> 76.6	<div></div> 44.9	<div></div> 45.9	<div></div> 39.4
Undecided	<div></div> 2.5	<div></div> 0.3	<div></div> 0	<div></div> 2.5	<div></div> 0	<div></div> 5.2	<div></div> 0	<div></div> 1.1	<div></div> 0
Blank / null / won't vote	<div></div> 0.3	<div></div> 0	<div></div> 0	<div></div> 0	<div></div> 0.3	<div></div> 0.9	<div></div> 0	<div></div> 0	<div></div> 0

	Family Income			Race					Partisanship		
	Below \$50k	\$50k - \$100k	Above \$100k	Asian	Black	Hispanic	White	Other	Democrat	Republican	Independent
Donald Trump	<div></div> 49.5	<div></div> 41.1	<div></div> 58.1	<div></div> 28.4	<div></div> 21.8	<div></div> 38.5	<div></div> 62.8	<div></div> 40.4	<div></div> 0.1	<div></div> 91.1	<div></div> 52.3
Kamala Harris	<div></div> 47.5	<div></div> 58.8	<div></div> 40.9	<div></div> 30.7	<div></div> 78.2	<div></div> 61.5	<div></div> 36.7	<div></div> 55	<div></div> 98.9	<div></div> 8.9	<div></div> 44.2
Undecided	<div></div> 3	<div></div> 0.1	<div></div> 0.5	<div></div> 34.7	<div></div> 0	<div></div> 0	<div></div> 0.5	<div></div> 4.6	<div></div> 0.9	<div></div> 0.1	<div></div> 3.1
Blank / null / won't vote	<div></div> 0	<div></div> 0	<div></div> 0.4	<div></div> 6.1	<div></div> 0	<div></div> 0	<div></div> 0	<div></div> 0	<div></div> 0	<div></div> 0	<div></div> 0.4

	Location type			2020 vote		
	Urban	Sub-urban	Rural	Joe Biden	Donald Trump	Other, don't remember, didn't vote
Donald Trump	<div></div> 33.9	<div></div> 49.9	<div></div> 73	<div></div> 4.5	<div></div> 97	<div></div> 43.4
Kamala Harris	<div></div> 65	<div></div> 48.1	<div></div> 27	<div></div> 94.5	<div></div> 1	<div></div> 56.3
Undecided	<div></div> 1.2	<div></div> 1.7	<div></div> 0	<div></div> 0.7	<div></div> 2.1	<div></div> 0.3
Blank / null / won't vote	<div></div> 0	<div></div> 0.2	<div></div> 0	<div></div> 0.3	<div></div> 0	<div></div> 0

## 2.2. Presidential Approval

Do you approve or disapprove of Joe Biden’s performance as president of the United States?

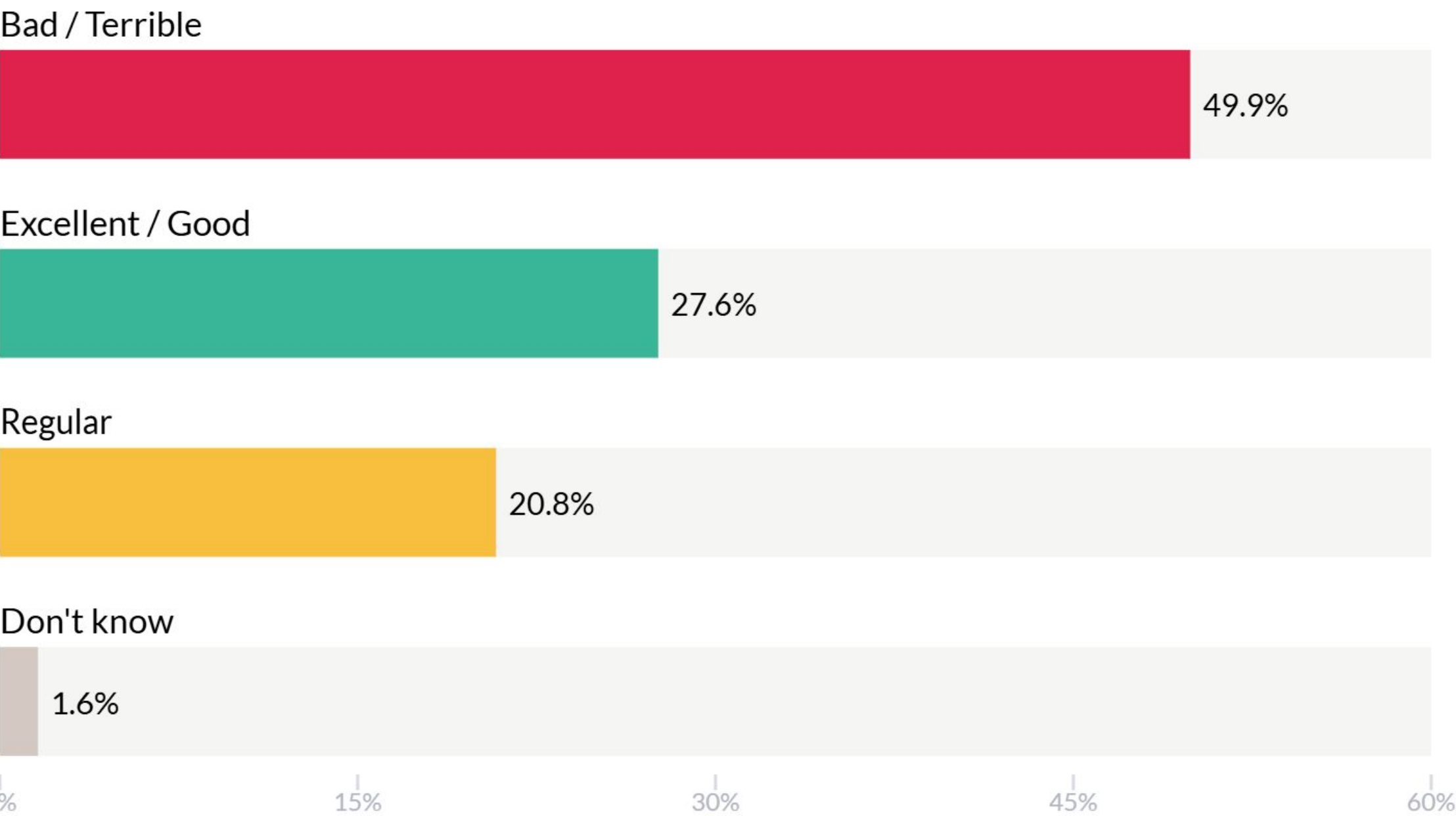


	Gender			Education		Age			
	Man	Woman	Other / prefer not to identify	College degree or higher	All other	18-29	30-44	45-64	65+
Disapprove	<div></div> 54.4	<div></div> 51.2	<div></div> 26.1	<div></div> 47.3	<div></div> 57.5	<div></div> 30.3	<div></div> 52.9	<div></div> 56.1	<div></div> 60.7
Approve	<div></div> 35.5	<div></div> 43.1	<div></div> 73.9	<div></div> 46.4	<div></div> 33.8	<div></div> 56.1	<div></div> 32.8	<div></div> 39.8	<div></div> 38.2
Don't know	<div></div> 10	<div></div> 5.7	<div></div> 0	<div></div> 6.3	<div></div> 8.8	<div></div> 13.6	<div></div> 14.2	<div></div> 4.1	<div></div> 1.1

	Family Income			Race					Partisanship		
	Below \$50k	\$50k - \$100k	Above \$100k	Asian	Black	Hispanic	White	Other	Democrat	Republican	Independent
Disapprove	<div></div> 55.4	<div></div> 40.4	<div></div> 60.7	<div></div> 72.4	<div></div> 19.7	<div></div> 29.1	<div></div> 66.8	<div></div> 45.4	<div></div> 4.7	<div></div> 89.9	<div></div> 57.6
Approve	<div></div> 37	<div></div> 46.6	<div></div> 37.3	<div></div> 18.4	<div></div> 72.4	<div></div> 36.8	<div></div> 28	<div></div> 42.4	<div></div> 90.5	<div></div> 4.9	<div></div> 29.1
Don't know	<div></div> 7.6	<div></div> 12.9	<div></div> 2	<div></div> 9.2	<div></div> 7.9	<div></div> 34.1	<div></div> 5.3	<div></div> 12.2	<div></div> 4.8	<div></div> 5.2	<div></div> 13.3

	Location type			2020 vote		
	Urban	Sub-urban	Rural	Joe Biden	Donald Trump	Other, don't remember, didn't vote
Disapprove	<div></div> 35.3	<div></div> 54	<div></div> 73.4	<div></div> 7	<div></div> 98.2	<div></div> 54.6
Approve	<div></div> 63.2	<div></div> 37.9	<div></div> 11.6	<div></div> 80.2	<div></div> 1.7	<div></div> 28.4
Don't know	<div></div> 1.6	<div></div> 8.1	<div></div> 15.1	<div></div> 12.8	<div></div> 0	<div></div> 17

How do you evaluate Joe Biden's performance as President?



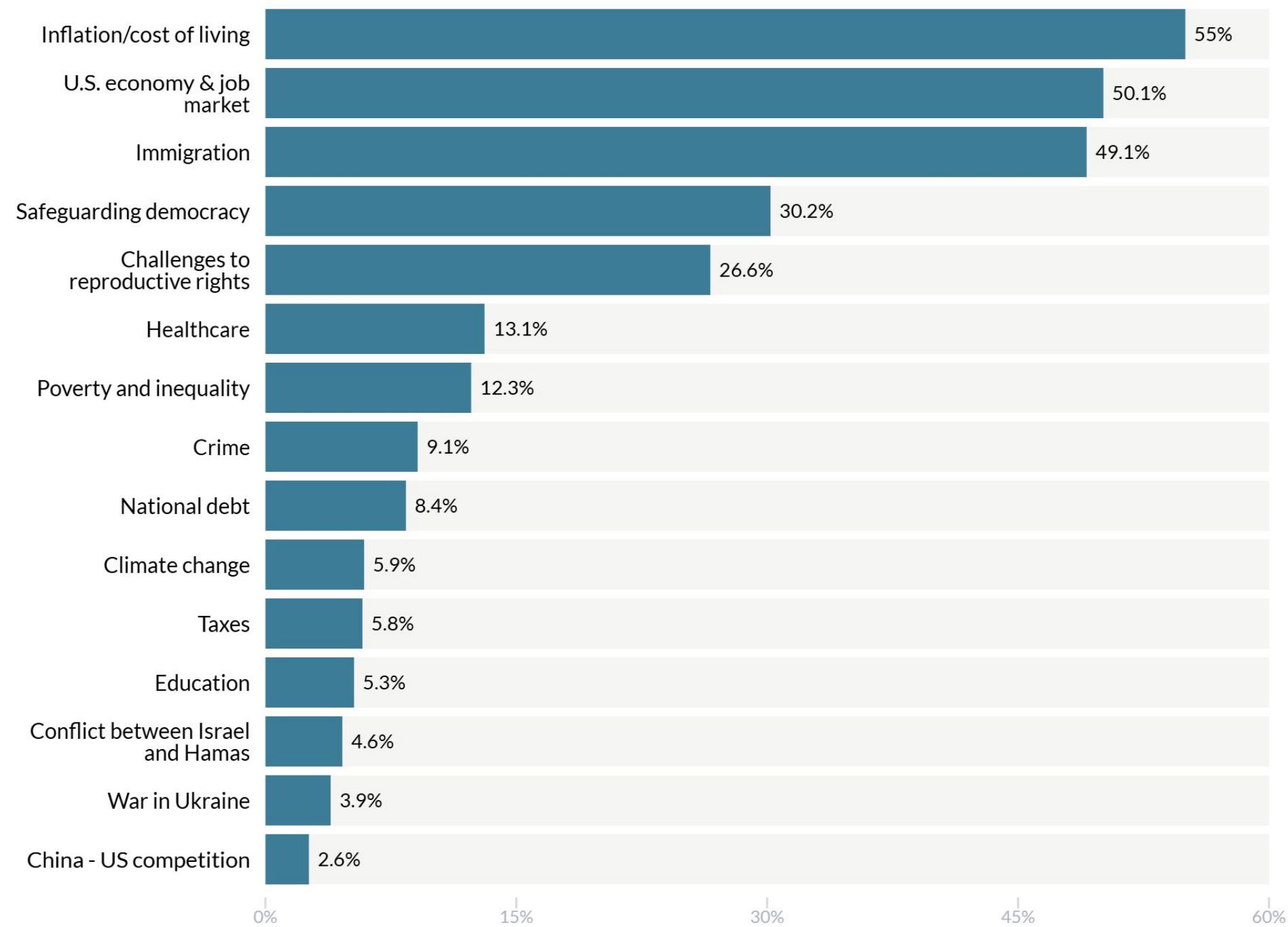
	Gender			Education		Age			
	Man	Woman	Other / prefer not to identify	College degree or higher	All other	18-29	30-44	45-64	65+
Bad / Terrible	<div><div></div></div> 52.4	<div><div></div></div> 48.5	<div><div></div></div> 26.1	<div><div></div></div> 46.3	<div><div></div></div> 53.7	<div><div></div></div> 23.9	<div><div></div></div> 51.9	<div><div></div></div> 53.3	<div><div></div></div> 60.6
Excellent / Good	<div><div></div></div> 25.8	<div><div></div></div> 29.2	<div><div></div></div> 18.6	<div><div></div></div> 32.3	<div><div></div></div> 22.7	<div><div></div></div> 37.3	<div><div></div></div> 20.7	<div><div></div></div> 24.2	<div><div></div></div> 36.6
Regular	<div><div></div></div> 20.4	<div><div></div></div> 20.4	<div><div></div></div> 55.3	<div><div></div></div> 20.1	<div><div></div></div> 21.6	<div><div></div></div> 38.8	<div><div></div></div> 25.2	<div><div></div></div> 19.8	<div><div></div></div> 2.8
Don't know	<div><div></div></div> 1.4	<div><div></div></div> 1.9	<div><div></div></div> 0	<div><div></div></div> 1.3	<div><div></div></div> 2.1	<div><div></div></div> 0	<div><div></div></div> 2.2	<div><div></div></div> 2.7	<div><div></div></div> 0

	Family Income			Race					Partisanship		
	Below \$50k	\$50k - \$100k	Above \$100k	Asian	Black	Hispanic	White	Other	Democrat	Republican	Independent
Bad / Terrible	<div><div></div></div> 51.7	<div><div></div></div> 38.3	<div><div></div></div> 59.7	<div><div></div></div> 69.3	<div><div></div></div> 19.7	<div><div></div></div> 29.1	<div><div></div></div> 63.1	<div><div></div></div> 45.4	<div><div></div></div> 0.6	<div><div></div></div> 89.9	<div><div></div></div> 54.4
Excellent / Good	<div><div></div></div> 18.6	<div><div></div></div> 38	<div><div></div></div> 27.4	<div><div></div></div> 18.4	<div><div></div></div> 59.4	<div><div></div></div> 36.3	<div><div></div></div> 14.3	<div><div></div></div> 27.7	<div><div></div></div> 72.5	<div><div></div></div> 0.5	<div><div></div></div> 12.7
Regular	<div><div></div></div> 27	<div><div></div></div> 22	<div><div></div></div> 12.6	<div><div></div></div> 12.3	<div><div></div></div> 18.7	<div><div></div></div> 34.6	<div><div></div></div> 20.9	<div><div></div></div> 26.4	<div><div></div></div> 27	<div><div></div></div> 8	<div><div></div></div> 29.6
Don't know	<div><div></div></div> 2.8	<div><div></div></div> 1.7	<div><div></div></div> 0.3	<div><div></div></div> 0	<div><div></div></div> 2.1	<div><div></div></div> 0	<div><div></div></div> 1.7	<div><div></div></div> 0.5	<div><div></div></div> 0	<div><div></div></div> 1.6	<div><div></div></div> 3.3

	Location type			2020 vote		
	Urban	Sub-urban	Rural	Joe Biden	Donald Trump	Other, don't remember, didn't vote
Bad / Terrible	<div><div></div></div> 32.3	<div><div></div></div> 51.2	<div><div></div></div> 73.2	<div><div></div></div> 5.1	<div><div></div></div> 97.9	<div><div></div></div> 40.1
Excellent / Good	<div><div></div></div> 35.5	<div><div></div></div> 30.3	<div><div></div></div> 5.4	<div><div></div></div> 58.6	<div><div></div></div> 0	<div><div></div></div> 8.5
Regular	<div><div></div></div> 30.1	<div><div></div></div> 18.4	<div><div></div></div> 14.6	<div><div></div></div> 34	<div><div></div></div> 0.9	<div><div></div></div> 50.7
Don't know	<div><div></div></div> 2.1	<div><div></div></div> 0	<div><div></div></div> 6.8	<div><div></div></div> 2.2	<div><div></div></div> 1.2	<div><div></div></div> 0.7

## 2.3. Key Topics

In your opinion, what are the greatest challenges the United States faces today?



	Gender			Education		Age				Family Income		
	Man	Woman	Other / prefer not to identify	College degree or higher	All other	18-29	30-44	45-64	65+	Below \$50k	\$50k - \$100k	Above \$100k
Inflation/cost of living	<div></div> 48.6	<div></div> 60.8	<div></div> 15.5	<div></div> 54.5	<div></div> 55.6	<div></div> 33.5	<div></div> 64.6	<div></div> 64.5	<div></div> 38.5	<div></div> 47.3	<div></div> 56.1	<div></div> 62.8
U.S. economy & job market	<div></div> 63.3	<div></div> 40.1	<div></div> 26.1	<div></div> 46.9	<div></div> 53.3	<div></div> 40.4	<div></div> 52.6	<div></div> 47	<div></div> 60.8	<div></div> 59.1	<div></div> 42.9	<div></div> 47.2
Immigration	<div></div> 53.1	<div></div> 46.4	<div></div> 26.1	<div></div> 45.8	<div></div> 52.5	<div></div> 20.1	<div></div> 52.1	<div></div> 52.9	<div></div> 59.8	<div></div> 48.6	<div></div> 40.6	<div></div> 58.3
Safeguarding democracy	<div></div> 17.7	<div></div> 39.1	<div></div> 73.9	<div></div> 36.9	<div></div> 23.1	<div></div> 36.4	<div></div> 27.2	<div></div> 28.1	<div></div> 33.8	<div></div> 24.4	<div></div> 33.8	<div></div> 33
Challenges to reproductive rights	<div></div> 20.5	<div></div> 31.6	<div></div> 16.1	<div></div> 28	<div></div> 25.1	<div></div> 35.1	<div></div> 23	<div></div> 24.4	<div></div> 29.3	<div></div> 23.9	<div></div> 36.3	<div></div> 19.7
Healthcare	<div></div> 9	<div></div> 16.2	<div></div> 16.1	<div></div> 11.9	<div></div> 14.3	<div></div> 18.1	<div></div> 3.8	<div></div> 17.9	<div></div> 11.3	<div></div> 16.5	<div></div> 13.5	<div></div> 8.7
Poverty and inequality	<div></div> 7.6	<div></div> 16.1	<div></div> 13.7	<div></div> 6.2	<div></div> 18.7	<div></div> 13.8	<div></div> 3.4	<div></div> 12.3	<div></div> 23.2	<div></div> 16.5	<div></div> 15.2	<div></div> 4.5
Crime	<div></div> 6	<div></div> 11.3	<div></div> 21.4	<div></div> 6.2	<div></div> 12.2	<div></div> 0.6	<div></div> 9.8	<div></div> 12	<div></div> 8.9	<div></div> 8.9	<div></div> 8.1	<div></div> 10.4
National debt	<div></div> 11.1	<div></div> 5.4	<div></div> 47	<div></div> 7.3	<div></div> 9.6	<div></div> 4.7	<div></div> 4.4	<div></div> 10.8	<div></div> 11.5	<div></div> 9.3	<div></div> 6.1	<div></div> 9.9
Climate change	<div></div> 5.6	<div></div> 5.2	<div></div> 44.1	<div></div> 5.7	<div></div> 6	<div></div> 14.5	<div></div> 5.9	<div></div> 4.3	<div></div> 2.3	<div></div> 6.4	<div></div> 3.3	<div></div> 7.9
Taxes	<div></div> 11.1	<div></div> 1.7	<div></div> 0	<div></div> 6	<div></div> 5.6	<div></div> 12.2	<div></div> 4.6	<div></div> 3.8	<div></div> 6.4	<div></div> 5.2	<div></div> 6.6	<div></div> 5.7
Education	<div></div> 6.4	<div></div> 4.6	<div></div> 0	<div></div> 3.9	<div></div> 6.8	<div></div> 21.7	<div></div> 4.8	<div></div> 1	<div></div> 2.4	<div></div> 1.9	<div></div> 11.3	<div></div> 3.1
Conflict between Israel and Hamas	<div></div> 3.6	<div></div> 5.5	<div></div> 0	<div></div> 3.8	<div></div> 5.4	<div></div> 8.3	<div></div> 1.4	<div></div> 5.2	<div></div> 4.6	<div></div> 6.7	<div></div> 1.4	<div></div> 5.5
War in Ukraine	<div></div> 6.9	<div></div> 1.7	<div></div> 0	<div></div> 4.3	<div></div> 3.6	<div></div> 5.6	<div></div> 8.2	<div></div> 2.2	<div></div> 0.6	<div></div> 6.2	<div></div> 2.2	<div></div> 3.1
China - US competition	<div></div> 3.2	<div></div> 2.2	<div></div> 0	<div></div> 3.4	<div></div> 1.7	<div></div> 3	<div></div> 1.9	<div></div> 3.9	<div></div> 0.4	<div></div> 2.1	<div></div> 3.3	<div></div> 2.4

	Race					Partisanship			Location type			2020 vote		
	Asian	Black	Hispanic	White	Other	Democrat	Republican	Independent	Urban	Sub-urban	Rural	Joe Biden	Donald Trump	Other, don't remember, didn't vote
Inflation/cost of living	<div></div> 21.7	<div></div> 51.3	<div></div> 47.9	<div></div> 58.3	<div></div> 51	<div></div> 48.8	<div></div> 67.6	<div></div> 46.4	<div></div> 40.8	<div></div> 59.6	<div></div> 61.3	<div></div> 41.8	<div></div> 69	<div></div> 52.5
U.S. economy & job market	<div></div> 71.6	<div></div> 40.7	<div></div> 42.5	<div></div> 53.7	<div></div> 49	<div></div> 21.4	<div></div> 66.9	<div></div> 60.7	<div></div> 37.1	<div></div> 52.1	<div></div> 63.6	<div></div> 30.9	<div></div> 67.8	<div></div> 60
Immigration	<div></div> 38.1	<div></div> 19.3	<div></div> 60.2	<div></div> 61.1	<div></div> 45.9	<div></div> 7.1	<div></div> 83.5	<div></div> 52.6	<div></div> 29.1	<div></div> 54.3	<div></div> 61.7	<div></div> 11.8	<div></div> 90.1	<div></div> 35.6
Safeguarding democracy	<div></div> 9.8	<div></div> 35.8	<div></div> 22.2	<div></div> 28.1	<div></div> 51.7	<div></div> 46.4	<div></div> 17.1	<div></div> 28.5	<div></div> 41.6	<div></div> 29.2	<div></div> 15.6	<div></div> 44.3	<div></div> 13.4	<div></div> 40.6
Challenges to reproductive rights	<div></div> 21.6	<div></div> 42.1	<div></div> 12	<div></div> 20.8	<div></div> 37.8	<div></div> 60.8	<div></div> 3.6	<div></div> 17.7	<div></div> 36.8	<div></div> 25.9	<div></div> 12.9	<div></div> 51.4	<div></div> 2.5	<div></div> 19.8
Healthcare	<div></div> 7.3	<div></div> 10.1	<div></div> 23.2	<div></div> 13.9	<div></div> 12.2	<div></div> 26.6	<div></div> 2.4	<div></div> 11.5	<div></div> 10.9	<div></div> 14.6	<div></div> 11.5	<div></div> 21.8	<div></div> 2.8	<div></div> 19.3
Poverty and inequality	<div></div> 9.8	<div></div> 22.9	<div></div> 11.6	<div></div> 7.3	<div></div> 27	<div></div> 33.1	<div></div> 0	<div></div> 5	<div></div> 19	<div></div> 12.7	<div></div> 0.2	<div></div> 25.5	<div></div> 0.4	<div></div> 5
Crime	<div></div> 0	<div></div> 4.8	<div></div> 17.1	<div></div> 11	<div></div> 2.6	<div></div> 8.1	<div></div> 11.4	<div></div> 7.2	<div></div> 14.3	<div></div> 6.6	<div></div> 9.3	<div></div> 6.6	<div></div> 13.4	<div></div> 0.7
National debt	<div></div> 10.3	<div></div> 2.1	<div></div> 9.4	<div></div> 10.4	<div></div> 17	<div></div> 2.1	<div></div> 10.7	<div></div> 12.1	<div></div> 5.3	<div></div> 9	<div></div> 11.2	<div></div> 3.8	<div></div> 12.4	<div></div> 11.6
Climate change	<div></div> 9.1	<div></div> 0	<div></div> 11.2	<div></div> 8.1	<div></div> 0	<div></div> 6.9	<div></div> 0.9	<div></div> 10.6	<div></div> 7.6	<div></div> 3.5	<div></div> 11.6	<div></div> 10.8	<div></div> 0	<div></div> 9.2
Taxes	<div></div> 43.8	<div></div> 1.2	<div></div> 14.1	<div></div> 6	<div></div> 1.8	<div></div> 4.4	<div></div> 5.8	<div></div> 7.4	<div></div> 3.5	<div></div> 6.8	<div></div> 5.9	<div></div> 3.4	<div></div> 7.9	<div></div> 7.1
Education	<div></div> 0	<div></div> 12.1	<div></div> 13	<div></div> 2.4	<div></div> 0.8	<div></div> 12.5	<div></div> 0.5	<div></div> 3.5	<div></div> 1.1	<div></div> 8	<div></div> 2.4	<div></div> 10.7	<div></div> 0.9	<div></div> 0.3
Conflict between Israel and Hamas	<div></div> 6.5	<div></div> 3.3	<div></div> 0	<div></div> 5.5	<div></div> 2.8	<div></div> 3.7	<div></div> 4.1	<div></div> 6	<div></div> 1	<div></div> 3	<div></div> 16.1	<div></div> 5.6	<div></div> 4.5	<div></div> 0.4
War in Ukraine	<div></div> 27.9	<div></div> 4.2	<div></div> 3.2	<div></div> 3.2	<div></div> 0.3	<div></div> 0.8	<div></div> 2.5	<div></div> 8.9	<div></div> 7.8	<div></div> 2.1	<div></div> 4.4	<div></div> 1.1	<div></div> 3.4	<div></div> 20.7
China - US competition	<div></div> 18.5	<div></div> 1.1	<div></div> 0	<div></div> 2.9	<div></div> 0	<div></div> 0.7	<div></div> 4.2	<div></div> 2.6	<div></div> 1.8	<div></div> 2.4	<div></div> 4.6	<div></div> 1.1	<div></div> 3.6	<div></div> 4.7

ATLAS POLL

09/20/2024-09/25/2024

# Michigan

US Presidential Election 2024

# 1. Methodology and sample profile

Target population

Likely voters in Michigan

Sample size

918 respondents

Methodology

Random Digital Recruitment (Atlas RDR)

Margin of error

±3 p.p.

Confidence level for estimation of the margin of error

95%

Polling Period

09/20/2024 - 09/25/2024

Gender	
Female	51.7%
Male	46.9%
Other / prefer not to identify	1.4%

Yearly household income	
Below \$50k	38.8%
\$50k - \$100k	31.2%
Above \$100k	30.0%

Partisanship	
Democrat	28.9%
Republican	33.0%
Independent	38.1%

Age	
18 - 29	19.4%
30 - 44	22.9%
45 - 64	35.6%
65+	22.1%

Education Level	
College degree or higher	40.2%
All other	59.8%

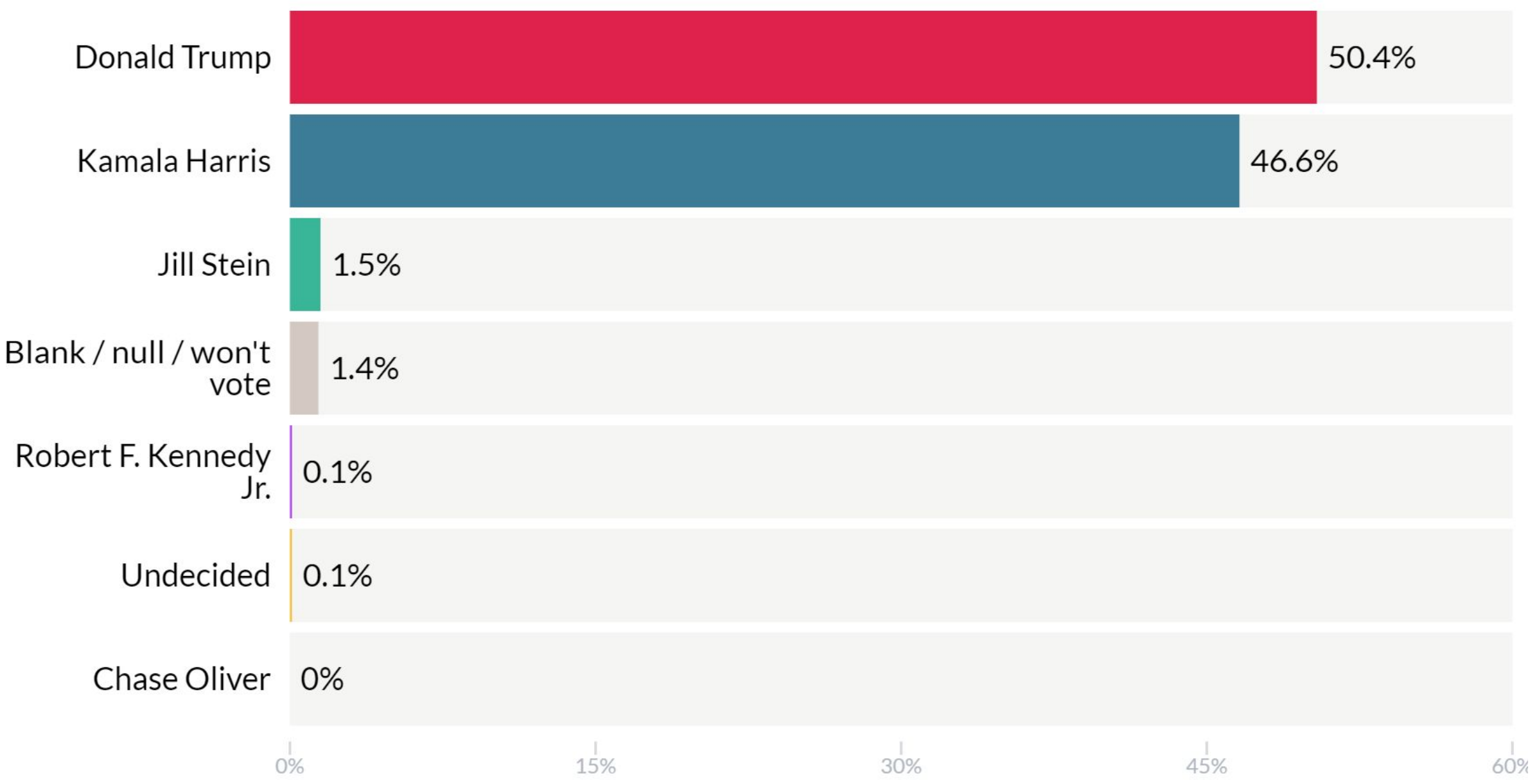
Region	
Suburban	52.3%
Urban	27.4%
Rural	20.3%

Race	
White	73.2%
Black	15.0%
Hispanic	5.9%
Asian	2.2%
Other	3.7%

## 2. Results

## 2.1. Presidential and Senate Elections

For which of these candidates on the Michigan ballot will you vote for in the upcoming presidential election?

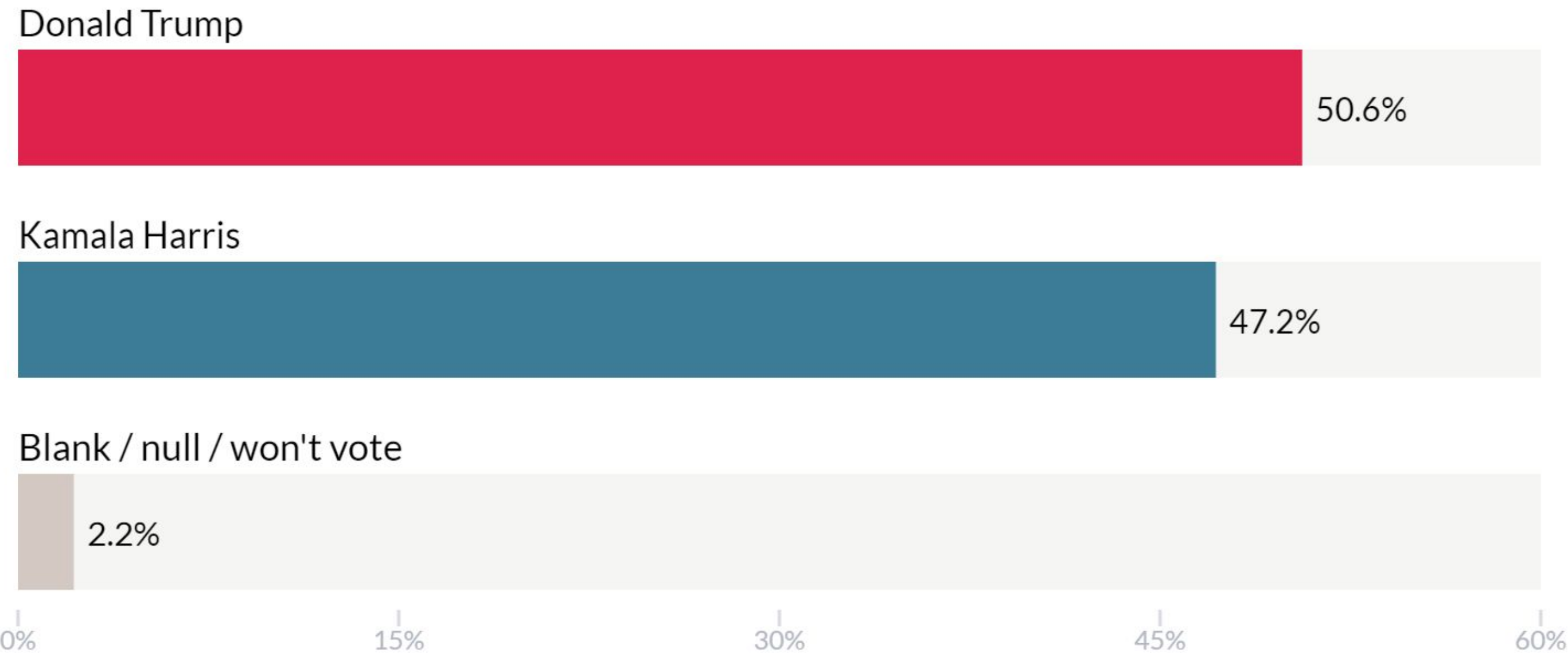


	Gender			Education		Age			
	Man	Woman	Other / prefer not to identify	College degree or higher	All other	18-29	30-44	45-64	65+
Donald Trump	<div></div> 46.4	<div></div> 54.3	<div></div> 40.4	<div></div> 41	<div></div> 56.7	<div></div> 49.9	<div></div> 54	<div></div> 46.4	<div></div> 53.6
Kamala Harris	<div></div> 49.5	<div></div> 45.1	<div></div> 4.8	<div></div> 52.4	<div></div> 42.6	<div></div> 49.3	<div></div> 38.4	<div></div> 50.6	<div></div> 46.1
Jill Stein	<div></div> 1.5	<div></div> 0	<div></div> 54.8	<div></div> 3.4	<div></div> 0.1	<div></div> 0.4	<div></div> 2.5	<div></div> 2.1	<div></div> 0.2
Blank / null / won't vote	<div></div> 2.3	<div></div> 0.6	<div></div> 0	<div></div> 2.7	<div></div> 0.5	<div></div> 0	<div></div> 4.7	<div></div> 0.8	<div></div> 0
Robert F. Kennedy Jr.	<div></div> 0.2	<div></div> 0	<div></div> 0	<div></div> 0.2	<div></div> 0	<div></div> 0	<div></div> 0.4	<div></div> 0	<div></div> 0
Undecided	<div></div> 0.2	<div></div> 0	<div></div> 0	<div></div> 0.2	<div></div> 0	<div></div> 0.4	<div></div> 0	<div></div> 0	<div></div> 0
Chase Oliver	<div></div> 0	<div></div> 0	<div></div> 0	<div></div> 0	<div></div> 0	<div></div> 0	<div></div> 0	<div></div> 0	<div></div> 0

	Family Income			Race					Partisanship		
	Below \$50k	\$50k - \$100k	Above \$100k	Asian	Black	Hispanic	White	Other	Democrat	Republican	Independent
Donald Trump	<div></div> 51.1	<div></div> 53.1	<div></div> 46.7	<div></div> 45.2	<div></div> 22.7	<div></div> 34.5	<div></div> 56.7	<div></div> 64.7	<div></div> 1.1	<div></div> 96.6	<div></div> 47.6
Kamala Harris	<div></div> 43.4	<div></div> 45.3	<div></div> 52.2	<div></div> 51	<div></div> 77.3	<div></div> 52.6	<div></div> 40.4	<div></div> 35.3	<div></div> 97.9	<div></div> 3.4	<div></div> 45.3
Jill Stein	<div></div> 2.8	<div></div> 0.4	<div></div> 0.8	<div></div> 3.8	<div></div> 0	<div></div> 12.9	<div></div> 0.8	<div></div> 0	<div></div> 0	<div></div> 0	<div></div> 3.8
Blank / null / won't vote	<div></div> 2.7	<div></div> 1	<div></div> 0	<div></div> 0	<div></div> 0	<div></div> 0	<div></div> 1.9	<div></div> 0	<div></div> 1.1	<div></div> 0	<div></div> 2.8
Robert F. Kennedy Jr.	<div></div> 0	<div></div> 0	<div></div> 0.3	<div></div> 0	<div></div> 0	<div></div> 0	<div></div> 0.1	<div></div> 0	<div></div> 0	<div></div> 0	<div></div> 0.2
Undecided	<div></div> 0	<div></div> 0.2	<div></div> 0	<div></div> 0	<div></div> 0	<div></div> 0	<div></div> 0.1	<div></div> 0	<div></div> 0	<div></div> 0	<div></div> 0.2
Chase Oliver	<div></div> 0	<div></div> 0	<div></div> 0	<div></div> 0	<div></div> 0	<div></div> 0	<div></div> 0	<div></div> 0	<div></div> 0	<div></div> 0	<div></div> 0

	Location type			2020 vote		
	Urban	Sub-urban	Rural	Joe Biden	Donald Trump	Other, don't remember, didn't vote
Donald Trump	<div></div> 39.3	<div></div> 54	<div></div> 55	<div></div> 8	<div></div> 96.7	<div></div> 46
Kamala Harris	<div></div> 60.4	<div></div> 43.2	<div></div> 37.8	<div></div> 88.4	<div></div> 3.2	<div></div> 41.5
Jill Stein	<div></div> 0.3	<div></div> 2	<div></div> 1.6	<div></div> 2.9	<div></div> 0	<div></div> 1.2
Blank / null / won't vote	<div></div> 0	<div></div> 0.6	<div></div> 5.1	<div></div> 0.7	<div></div> 0	<div></div> 10.3
Robert F. Kennedy Jr.	<div></div> 0	<div></div> 0.2	<div></div> 0	<div></div> 0	<div></div> 0	<div></div> 0.8
Undecided	<div></div> 0	<div></div> 0	<div></div> 0.4	<div></div> 0	<div></div> 0.2	<div></div> 0
Chase Oliver	<div></div> 0	<div></div> 0	<div></div> 0	<div></div> 0	<div></div> 0	<div></div> 0.1

In a head to head race between Kamala Harris and Donald Trump, whom would you vote for?

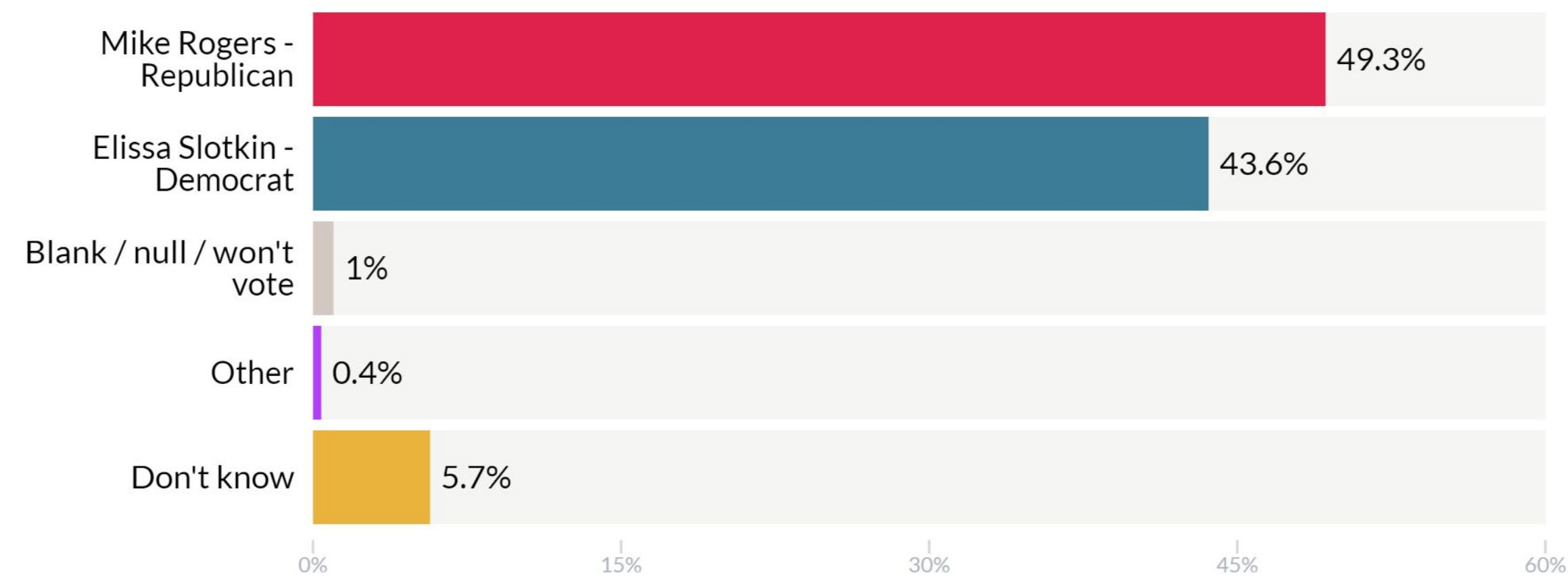


	Gender			Education		Age			
	Man	Woman	Other / prefer not to identify	College degree or higher	All other	18-29	30-44	45-64	65+
Donald Trump	<div></div> 46.7	<div></div> 54.3	<div></div> 40.4	<div></div> 41.4	<div></div> 56.7	<div></div> 49.9	<div></div> 54.4	<div></div> 46.4	<div></div> 53.9
Kamala Harris	<div></div> 50.2	<div></div> 45.7	<div></div> 4.8	<div></div> 53.3	<div></div> 43.1	<div></div> 49.7	<div></div> 39.5	<div></div> 51.4	<div></div> 46.1
Blank / null / won't vote	<div></div> 3.1	<div></div> 0	<div></div> 54.8	<div></div> 5.3	<div></div> 0.1	<div></div> 0.4	<div></div> 6.1	<div></div> 2.1	<div></div> 0

	Family Income			Race					Partisanship		
	Below \$50k	\$50k - \$100k	Above \$100k	Asian	Black	Hispanic	White	Other	Democrat	Republican	Independent
Donald Trump	<div></div> 51.1	<div></div> 53.2	<div></div> 47	<div></div> 45.2	<div></div> 22.7	<div></div> 34.5	<div></div> 56.9	<div></div> 64.7	<div></div> 1.1	<div></div> 96.6	<div></div> 48
Kamala Harris	<div></div> 43.4	<div></div> 46.5	<div></div> 53	<div></div> 51	<div></div> 77.3	<div></div> 52.6	<div></div> 41.2	<div></div> 35.3	<div></div> 98.9	<div></div> 3.4	<div></div> 46.1
Blank / null / won't vote	<div></div> 5.5	<div></div> 0.3	<div></div> 0	<div></div> 3.8	<div></div> 0	<div></div> 12.9	<div></div> 1.9	<div></div> 0	<div></div> 0	<div></div> 0	<div></div> 5.9

	Location type			2020 vote		
	Urban	Sub-urban	Rural	Joe Biden	Donald Trump	Other, don't remember, didn't vote
Donald Trump	<div></div> 39.3	<div></div> 54.3	<div></div> 55	<div></div> 8	<div></div> 96.7	<div></div> 47.3
Kamala Harris	<div></div> 60.4	<div></div> 44.3	<div></div> 38.2	<div></div> 89.7	<div></div> 3.3	<div></div> 41.5
Blank / null / won't vote	<div></div> 0.3	<div></div> 1.4	<div></div> 6.8	<div></div> 2.3	<div></div> 0	<div></div> 11.1

Whom will you vote for in the United States Senate election in Michigan?



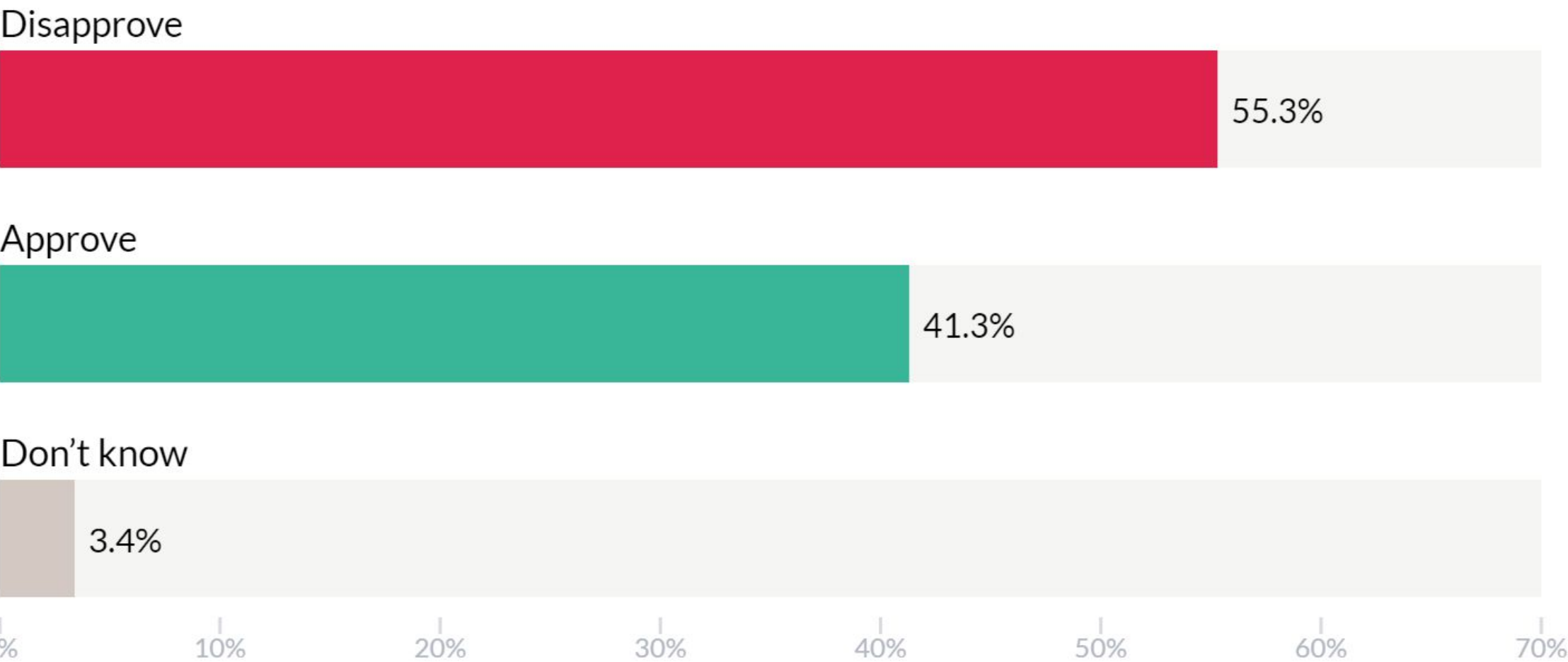
	Gender			Education		Age			
	Man	Woman	Other / prefer not to identify	College degree or higher	All other	18-29	30-44	45-64	65+
Mike Rogers - Republican	<div></div> 47.8	<div></div> 51.1	<div></div> 34.8	<div></div> 45.1	<div></div> 52.1	<div></div> 45.5	<div></div> 50	<div></div> 48.7	<div></div> 53
Elissa Slotkin - Democrat	<div></div> 45.3	<div></div> 43.1	<div></div> 4.8	<div></div> 49	<div></div> 40	<div></div> 43.7	<div></div> 36.9	<div></div> 48.1	<div></div> 43
Blank / null / won't vote	<div></div> 0.3	<div></div> 0.2	<div></div> 54.8	<div></div> 2.2	<div></div> 0.2	<div></div> 0.6	<div></div> 0	<div></div> 2.1	<div></div> 0.6
Other	<div></div> 0.7	<div></div> 0	<div></div> 5.6	<div></div> 0.6	<div></div> 0.3	<div></div> 0.8	<div></div> 1.1	<div></div> 0	<div></div> 0
Don't know	<div></div> 5.8	<div></div> 5.7	<div></div> 0	<div></div> 3	<div></div> 7.5	<div></div> 9.5	<div></div> 12	<div></div> 1.1	<div></div> 3.4

	Family Income			Race					Partisanship		
	Below \$50k	\$50k - \$100k	Above \$100k	Asian	Black	Hispanic	White	Other	Democrat	Republican	Independent
Mike Rogers - Republican	<div></div> 47.3	<div></div> 50.1	<div></div> 50.9	<div></div> 39.3	<div></div> 33.1	<div></div> 34.5	<div></div> 53.5	<div></div> 58	<div></div> 0.3	<div></div> 93.1	<div></div> 48.4
Elissa Slotkin - Democrat	<div></div> 39	<div></div> 46.7	<div></div> 46.4	<div></div> 49.1	<div></div> 60.3	<div></div> 52.6	<div></div> 39.4	<div></div> 42	<div></div> 99.5	<div></div> 1.2	<div></div> 38
Blank / null / won't vote	<div></div> 2.2	<div></div> 0	<div></div> 0.5	<div></div> 7.8	<div></div> 0	<div></div> 12.9	<div></div> 0.1	<div></div> 0	<div></div> 0.2	<div></div> 0	<div></div> 2.5
Other	<div></div> 0	<div></div> 0.5	<div></div> 0.8	<div></div> 3.8	<div></div> 0	<div></div> 0	<div></div> 0.4	<div></div> 0	<div></div> 0	<div></div> 0	<div></div> 1.1
Don't know	<div></div> 11.4	<div></div> 2.6	<div></div> 1.4	<div></div> 0	<div></div> 6.6	<div></div> 0	<div></div> 6.5	<div></div> 0	<div></div> 0	<div></div> 5.6	<div></div> 10

	Location type			2020 vote		
	Urban	Sub-urban	Rural	Joe Biden	Donald Trump	Other, don't remember, didn't vote
Mike Rogers - Republican	<div></div> 38.3	<div></div> 55.2	<div></div> 48.2	<div></div> 11.6	<div></div> 90.6	<div></div> 45
Elissa Slotkin - Democrat	<div></div> 60.9	<div></div> 37.7	<div></div> 36.7	<div></div> 83.2	<div></div> 2.1	<div></div> 40.4
Blank / null / won't vote	<div></div> 0.2	<div></div> 1.8	<div></div> 0	<div></div> 1.9	<div></div> 0	<div></div> 1.1
Other	<div></div> 0.6	<div></div> 0.5	<div></div> 0	<div></div> 0.7	<div></div> 0	<div></div> 0.8
Don't know	<div></div> 0	<div></div> 4.8	<div></div> 15.1	<div></div> 2.6	<div></div> 7.3	<div></div> 12.7

## 2.2. Presidential Approval

Do you approve or disapprove of Joe Biden’s performance as president of the United States?

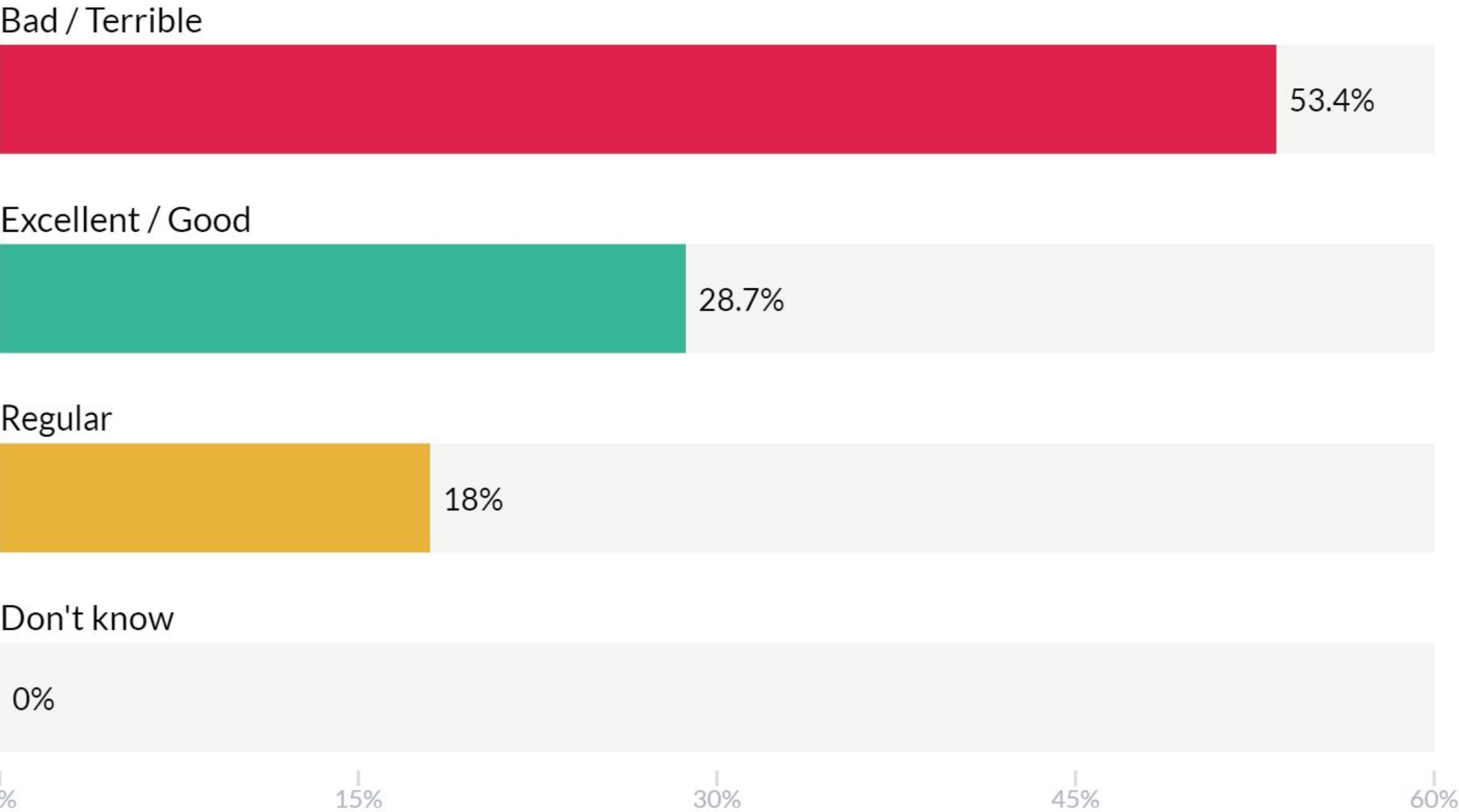


	Gender			Education		Age			
	Man	Woman	Other / prefer not to identify	College degree or higher	All other	18-29	30-44	45-64	65+
Disapprove	<div></div> 53.3	<div></div> 55.9	<div></div> 95.2	<div></div> 49.9	<div></div> 58.9	<div></div> 57.5	<div></div> 64.9	<div></div> 48.8	<div></div> 53.6
Approve	<div></div> 39.6	<div></div> 43.8	<div></div> 4.8	<div></div> 46.7	<div></div> 37.6	<div></div> 36.5	<div></div> 30.7	<div></div> 47.9	<div></div> 46
Don't know	<div></div> 7	<div></div> 0.2	<div></div> 0	<div></div> 3.4	<div></div> 3.5	<div></div> 6	<div></div> 4.4	<div></div> 3.3	<div></div> 0.4

	Family Income			Race					Partisanship		
	Below \$50k	\$50k - \$100k	Above \$100k	Asian	Black	Hispanic	White	Other	Democrat	Republican	Independent
Disapprove	<div></div> 58.6	<div></div> 54.4	<div></div> 51.7	<div></div> 58	<div></div> 24.6	<div></div> 47.4	<div></div> 61.4	<div></div> 66.1	<div></div> 0.8	<div></div> 99.5	<div></div> 58
Approve	<div></div> 36.3	<div></div> 43	<div></div> 46.1	<div></div> 32.6	<div></div> 72.7	<div></div> 43.9	<div></div> 35.6	<div></div> 30.6	<div></div> 91.9	<div></div> 0.5	<div></div> 38.4
Don't know	<div></div> 5.1	<div></div> 2.6	<div></div> 2.2	<div></div> 9.4	<div></div> 2.7	<div></div> 8.7	<div></div> 3	<div></div> 3.3	<div></div> 7.2	<div></div> 0	<div></div> 3.5

	Location type			2020 vote		
	Urban	Sub-urban	Rural	Joe Biden	Donald Trump	Other, don't remember, didn't vote
Disapprove	<div></div> 42.9	<div></div> 58.6	<div></div> 62.4	<div></div> 11.1	<div></div> 98.8	<div></div> 70.8
Approve	<div></div> 49.4	<div></div> 39.2	<div></div> 36.9	<div></div> 84.1	<div></div> 0.7	<div></div> 19.2
Don't know	<div></div> 7.7	<div></div> 2.3	<div></div> 0.7	<div></div> 4.8	<div></div> 0.5	<div></div> 10

How do you evaluate Joe Biden's performance as President?



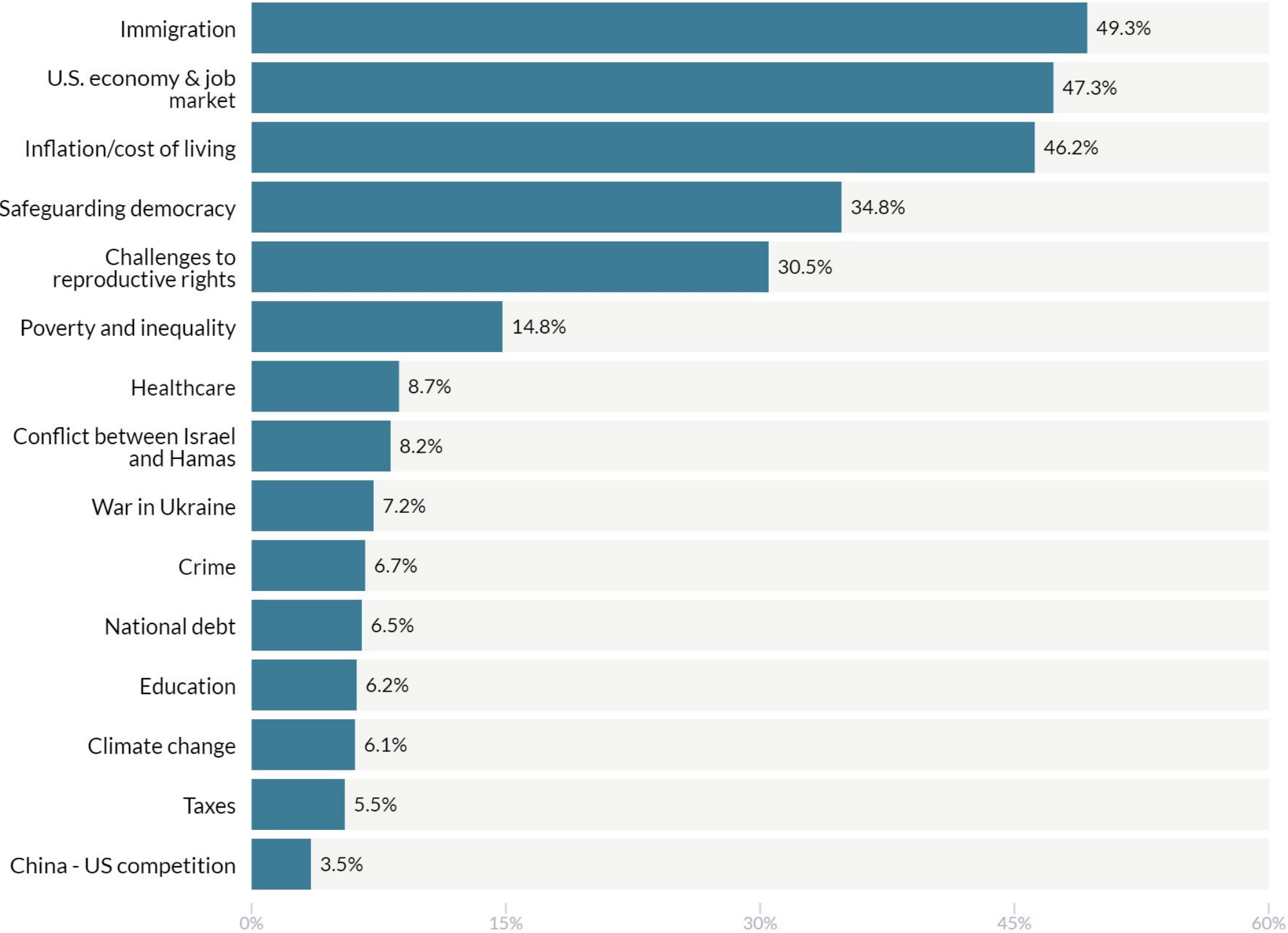
	Gender			Education		Age			
	Man	Woman	Other / prefer not to identify	College degree or higher	All other	18-29	30-44	45-64	65+
Bad / Terrible	<div><div></div></div> 51.1	<div><div></div></div> 54.4	<div><div></div></div> 89.6	<div><div></div></div> 46.3	<div><div></div></div> 58.1	<div><div></div></div> 54.8	<div><div></div></div> 59.5	<div><div></div></div> 48.4	<div><div></div></div> 53.7
Excellent / Good	<div><div></div></div> 22.6	<div><div></div></div> 34.9	<div><div></div></div> 4.8	<div><div></div></div> 25.3	<div><div></div></div> 30.9	<div><div></div></div> 5.6	<div><div></div></div> 18.5	<div><div></div></div> 41.7	<div><div></div></div> 38.6
Regular	<div><div></div></div> 26.3	<div><div></div></div> 10.7	<div><div></div></div> 5.6	<div><div></div></div> 28.4	<div><div></div></div> 11	<div><div></div></div> 39.6	<div><div></div></div> 22	<div><div></div></div> 10	<div><div></div></div> 7.7
Don't know	0	0	0	0	0	0	0	0	0

	Family Income			Race					Partisanship		
	Below \$50k	\$50k - \$100k	Above \$100k	Asian	Black	Hispanic	White	Other	Democrat	Republican	Independent
Bad / Terrible	<div><div></div></div> 58.3	<div><div></div></div> 52.6	<div><div></div></div> 47.6	<div><div></div></div> 52.4	<div><div></div></div> 20.1	<div><div></div></div> 47.4	<div><div></div></div> 59.9	<div><div></div></div> 66.1	<div><div></div></div> 0.8	<div><div></div></div> 96.7	<div><div></div></div> 55.5
Excellent / Good	<div><div></div></div> 30.7	<div><div></div></div> 29.3	<div><div></div></div> 25.4	<div><div></div></div> 26.7	<div><div></div></div> 39.9	<div><div></div></div> 33.3	<div><div></div></div> 26.3	<div><div></div></div> 23.3	<div><div></div></div> 71.1	<div><div></div></div> 0.3	<div><div></div></div> 21
Regular	<div><div></div></div> 11	<div><div></div></div> 18.1	<div><div></div></div> 27	<div><div></div></div> 20.8	<div><div></div></div> 40	<div><div></div></div> 19.3	<div><div></div></div> 13.8	<div><div></div></div> 10.6	<div><div></div></div> 28.1	<div><div></div></div> 3	<div><div></div></div> 23.5
Don't know	0	0	0	0	0	0	0	0	0	0	0

	Location type			2020 vote		
	Urban	Sub-urban	Rural	Joe Biden	Donald Trump	Other, don't remember, didn't vote
Bad / Terrible	<div><div></div></div> 40	<div><div></div></div> 56.6	<div><div></div></div> 61.7	<div><div></div></div> 10.3	<div><div></div></div> 96.1	<div><div></div></div> 67.1
Excellent / Good	<div><div></div></div> 28.8	<div><div></div></div> 29.7	<div><div></div></div> 26.6	<div><div></div></div> 59.8	<div><div></div></div> 0	<div><div></div></div> 9.2
Regular	<div><div></div></div> 31.2	<div><div></div></div> 13.7	<div><div></div></div> 11.7	<div><div></div></div> 29.9	<div><div></div></div> 3.9	<div><div></div></div> 23.7
Don't know	0	0	0	0	0	0

## 2.3. Key Topics

In your opinion, what are the greatest challenges the United States faces today?



	Gender						Education				Age						Family Income							
	Man		Woman		Other / prefer not to identify		College degree or higher		All other		18-29		30-44		45-64		65+		Below \$50k		\$50k - \$100k		Above \$100k	
Immigration	<div></div>	45.4	<div></div>	53.2	<div></div>	34.8	<div></div>	40.8	<div></div>	54.9	<div></div>	53.9	<div></div>	49.4	<div></div>	43	<div></div>	55.1	<div></div>	41.7	<div></div>	51.6	<div></div>	56.7
U.S. economy & job market	<div></div>	56.7	<div></div>	39.2	<div></div>	31.5	<div></div>	46.9	<div></div>	47.7	<div></div>	46.8	<div></div>	58.7	<div></div>	48.4	<div></div>	34.1	<div></div>	37.5	<div></div>	59.5	<div></div>	47.4
Inflation/cost of living	<div></div>	40.9	<div></div>	51.6	<div></div>	26.3	<div></div>	36.7	<div></div>	52.7	<div></div>	50.2	<div></div>	50.1	<div></div>	36.9	<div></div>	53.7	<div></div>	47.5	<div></div>	38	<div></div>	52.9
Safeguarding democracy	<div></div>	24.9	<div></div>	44.6	<div></div>	4.8	<div></div>	39	<div></div>	31.9	<div></div>	8.7	<div></div>	29.8	<div></div>	42.6	<div></div>	50.4	<div></div>	32.4	<div></div>	36.6	<div></div>	36.1
Challenges to reproductive rights	<div></div>	25.6	<div></div>	35.6	<div></div>	4.8	<div></div>	39.1	<div></div>	24.7	<div></div>	25	<div></div>	28.4	<div></div>	30.6	<div></div>	37.2	<div></div>	29.8	<div></div>	33.3	<div></div>	28.7
Poverty and inequality	<div></div>	12.2	<div></div>	16	<div></div>	54.8	<div></div>	24	<div></div>	8.6	<div></div>	2.8	<div></div>	20.8	<div></div>	20.3	<div></div>	10.2	<div></div>	18.4	<div></div>	7.6	<div></div>	17.5
Healthcare	<div></div>	10.2	<div></div>	7.6	<div></div>	0	<div></div>	11.6	<div></div>	6.8	<div></div>	11.6	<div></div>	4.1	<div></div>	10.9	<div></div>	7.6	<div></div>	7.1	<div></div>	9.3	<div></div>	10.2
Conflict between Israel and Hamas	<div></div>	4.5	<div></div>	10.4	<div></div>	54.8	<div></div>	5.2	<div></div>	10.3	<div></div>	10.6	<div></div>	6.4	<div></div>	10.3	<div></div>	4.6	<div></div>	13	<div></div>	8.5	<div></div>	1.7
War in Ukraine	<div></div>	10.2	<div></div>	4.4	<div></div>	5.6	<div></div>	5.3	<div></div>	8.4	<div></div>	6.8	<div></div>	10.6	<div></div>	5.8	<div></div>	6.2	<div></div>	10.9	<div></div>	4.7	<div></div>	4.8
Crime	<div></div>	7.2	<div></div>	6.2	<div></div>	8.8	<div></div>	3	<div></div>	9.3	<div></div>	3.1	<div></div>	9.5	<div></div>	6.1	<div></div>	8.2	<div></div>	7.6	<div></div>	8.2	<div></div>	4.2
National debt	<div></div>	9.7	<div></div>	3.7	<div></div>	3.3	<div></div>	3.8	<div></div>	8.4	<div></div>	5.9	<div></div>	1.9	<div></div>	11.7	<div></div>	3.7	<div></div>	7.5	<div></div>	6.3	<div></div>	5.5
Education	<div></div>	5.5	<div></div>	7.1	<div></div>	0	<div></div>	9.6	<div></div>	3.9	<div></div>	9.5	<div></div>	3.6	<div></div>	2.4	<div></div>	12.3	<div></div>	11.1	<div></div>	3.3	<div></div>	2.9
Climate change	<div></div>	4	<div></div>	8.1	<div></div>	0	<div></div>	5.6	<div></div>	6.4	<div></div>	6.5	<div></div>	0.7	<div></div>	9.7	<div></div>	5.4	<div></div>	8.5	<div></div>	5.8	<div></div>	3.2
Taxes	<div></div>	4.1	<div></div>	5.5	<div></div>	56	<div></div>	7	<div></div>	4.6	<div></div>	0.6	<div></div>	9	<div></div>	7	<div></div>	3.9	<div></div>	2.6	<div></div>	9	<div></div>	5.7
China - US competition	<div></div>	4.7	<div></div>	2.5	<div></div>	3.3	<div></div>	2.2	<div></div>	4.4	<div></div>	4	<div></div>	6.6	<div></div>	0.6	<div></div>	4.8	<div></div>	5.2	<div></div>	1.9	<div></div>	3.1

	Race					Partisanship			Location type			2020 vote		
	Asian	Black	Hispanic	White	Other	Democrat	Republican	Independent	Urban	Sub-urban	Rural	Joe Biden	Donald Trump	Other, don't remember, didn't vote
Immigration	<div></div> 29.6	<div></div> 31	<div></div> 32.9	<div></div> 54.5	<div></div> 53.4	<div></div> 3.5	<div></div> 86.2	<div></div> 51.9	<div></div> 39.5	<div></div> 56.1	<div></div> 44.8	<div></div> 16.3	<div></div> 86	<div></div> 42.8
U.S. economy & job market	<div></div> 54.1	<div></div> 41.8	<div></div> 47.8	<div></div> 47.7	<div></div> 54.6	<div></div> 15.8	<div></div> 68.7	<div></div> 52.8	<div></div> 36.9	<div></div> 55	<div></div> 41.4	<div></div> 25.3	<div></div> 66.2	<div></div> 66.8
Inflation/cost of living	<div></div> 45.5	<div></div> 10.4	<div></div> 9	<div></div> 57.2	<div></div> 32	<div></div> 21	<div></div> 67.1	<div></div> 47	<div></div> 34.3	<div></div> 49.3	<div></div> 54.3	<div></div> 24.3	<div></div> 67.2	<div></div> 56.7
Safeguarding democracy	<div></div> 42.6	<div></div> 38.4	<div></div> 39.8	<div></div> 32.8	<div></div> 43.7	<div></div> 68.2	<div></div> 11.7	<div></div> 29.4	<div></div> 35.5	<div></div> 33.4	<div></div> 37.3	<div></div> 57.1	<div></div> 13.6	<div></div> 23.5
Challenges to reproductive rights	<div></div> 30.1	<div></div> 35.3	<div></div> 42	<div></div> 28.8	<div></div> 27.8	<div></div> 73.7	<div></div> 6.3	<div></div> 18.7	<div></div> 38.3	<div></div> 30	<div></div> 22.5	<div></div> 56.4	<div></div> 4.5	<div></div> 23.9
Poverty and inequality	<div></div> 24.1	<div></div> 9.9	<div></div> 32.2	<div></div> 14.3	<div></div> 10.4	<div></div> 25.8	<div></div> 0.3	<div></div> 19.1	<div></div> 13.1	<div></div> 12.8	<div></div> 22.1	<div></div> 27.9	<div></div> 0	<div></div> 17.8
Healthcare	<div></div> 21.6	<div></div> 7.2	<div></div> 10.6	<div></div> 8.8	<div></div> 3.3	<div></div> 14.9	<div></div> 1.1	<div></div> 10.8	<div></div> 11.2	<div></div> 7.8	<div></div> 7.7	<div></div> 11.7	<div></div> 1.9	<div></div> 24.4
Conflict between Israel and Hamas	<div></div> 3.8	<div></div> 16.8	<div></div> 12.9	<div></div> 6.1	<div></div> 12.7	<div></div> 6.6	<div></div> 7	<div></div> 10.3	<div></div> 1.7	<div></div> 10.5	<div></div> 10.3	<div></div> 8.6	<div></div> 8.9	<div></div> 3.1
War in Ukraine	<div></div> 0	<div></div> 15.8	<div></div> 3.9	<div></div> 6.2	<div></div> 2.7	<div></div> 8.9	<div></div> 6.1	<div></div> 6.7	<div></div> 4.4	<div></div> 7	<div></div> 10.6	<div></div> 8.1	<div></div> 5.8	<div></div> 9.3
Crime	<div></div> 0	<div></div> 0.6	<div></div> 3.9	<div></div> 8	<div></div> 14.7	<div></div> 0	<div></div> 13	<div></div> 6.4	<div></div> 6	<div></div> 7.9	<div></div> 4.4	<div></div> 0.4	<div></div> 13.8	<div></div> 5.6
National debt	<div></div> 13.1	<div></div> 0	<div></div> 1.5	<div></div> 7.7	<div></div> 14.7	<div></div> 3.1	<div></div> 8.2	<div></div> 7.7	<div></div> 3.6	<div></div> 7.3	<div></div> 8.7	<div></div> 3.3	<div></div> 11.1	<div></div> 1.5
Education	<div></div> 3.5	<div></div> 0	<div></div> 29.4	<div></div> 6	<div></div> 0	<div></div> 16.1	<div></div> 2.3	<div></div> 2.1	<div></div> 14	<div></div> 3.1	<div></div> 4.1	<div></div> 8.5	<div></div> 1.3	<div></div> 16.9
Climate change	<div></div> 7.8	<div></div> 0	<div></div> 0	<div></div> 7.1	<div></div> 19.9	<div></div> 15.4	<div></div> 0	<div></div> 4.3	<div></div> 9.3	<div></div> 3.4	<div></div> 9	<div></div> 11.9	<div></div> 0.3	<div></div> 4.5
Taxes	<div></div> 0	<div></div> 0	<div></div> 34.1	<div></div> 4.8	<div></div> 0.4	<div></div> 2.4	<div></div> 10.6	<div></div> 3.7	<div></div> 0.3	<div></div> 7.3	<div></div> 8.6	<div></div> 3.2	<div></div> 9.1	<div></div> 0.5
China - US competition	<div></div> 0	<div></div> 8.4	<div></div> 0	<div></div> 3.1	<div></div> 3.1	<div></div> 2.3	<div></div> 6.9	<div></div> 1.4	<div></div> 4	<div></div> 1.7	<div></div> 7.3	<div></div> 1.6	<div></div> 5.7	<div></div> 2.7

ATLAS POLL

09/20/2024-09/25/2024

# Nevada

US Presidential Election 2024

# 1. Methodology and sample profile

Target population  
**Likely voters in Nevada**

Sample size  
**858 respondents**

Methodology  
**Random Digital Recruitment (Atlas RDR)**

Margin of error  
**±3 p.p.**  
Confidence level for estimation of the margin of error  
**95%**

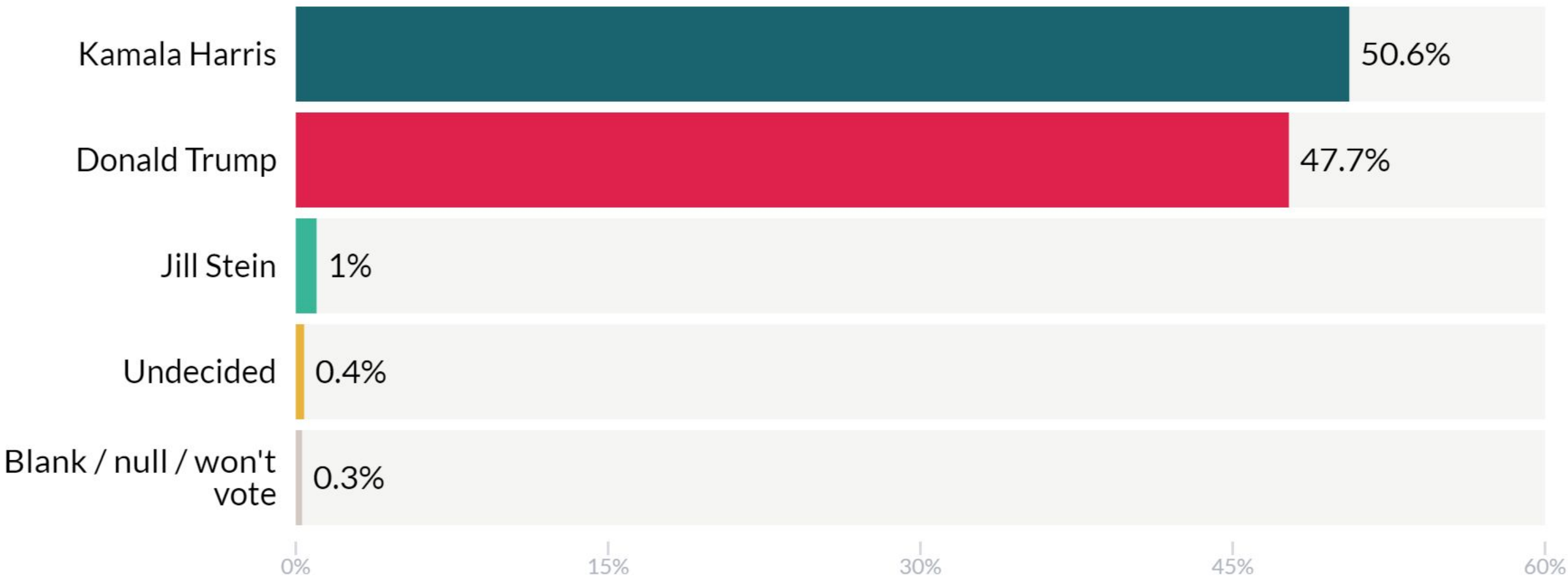
Polling Period  
**09/20/2024 - 09/25/2024**

Gender		Age	
Female	51.6%	18 - 29	16.0%
Male	47.3%	30 - 44	28.7%
Other / prefer not to identify	1.1%	45 - 64	34.1%
		65+	21.2%
Yearly household income		Education Level	
Below \$50k	36.2%	College degree or higher	30.6%
\$50k - \$100k	32.4%	All other	69.4%
Above \$100k	31.4%		
Partisanship		Region	
Democrat	39.2%	Suburban	53.6%
Republican	32.5%	Urban	37.9%
Independent	28.3%	Rural	8.5%
		Race	
		White	55.8%
		Black	11.3%
		Hispanic	22.2%
		Asian	6.9%
		Other	3.8%

## 2. Results

## 2.1. Presidential and Senate Elections

For which of these candidates on the Nevada ballot will you vote for in the upcoming presidential election?

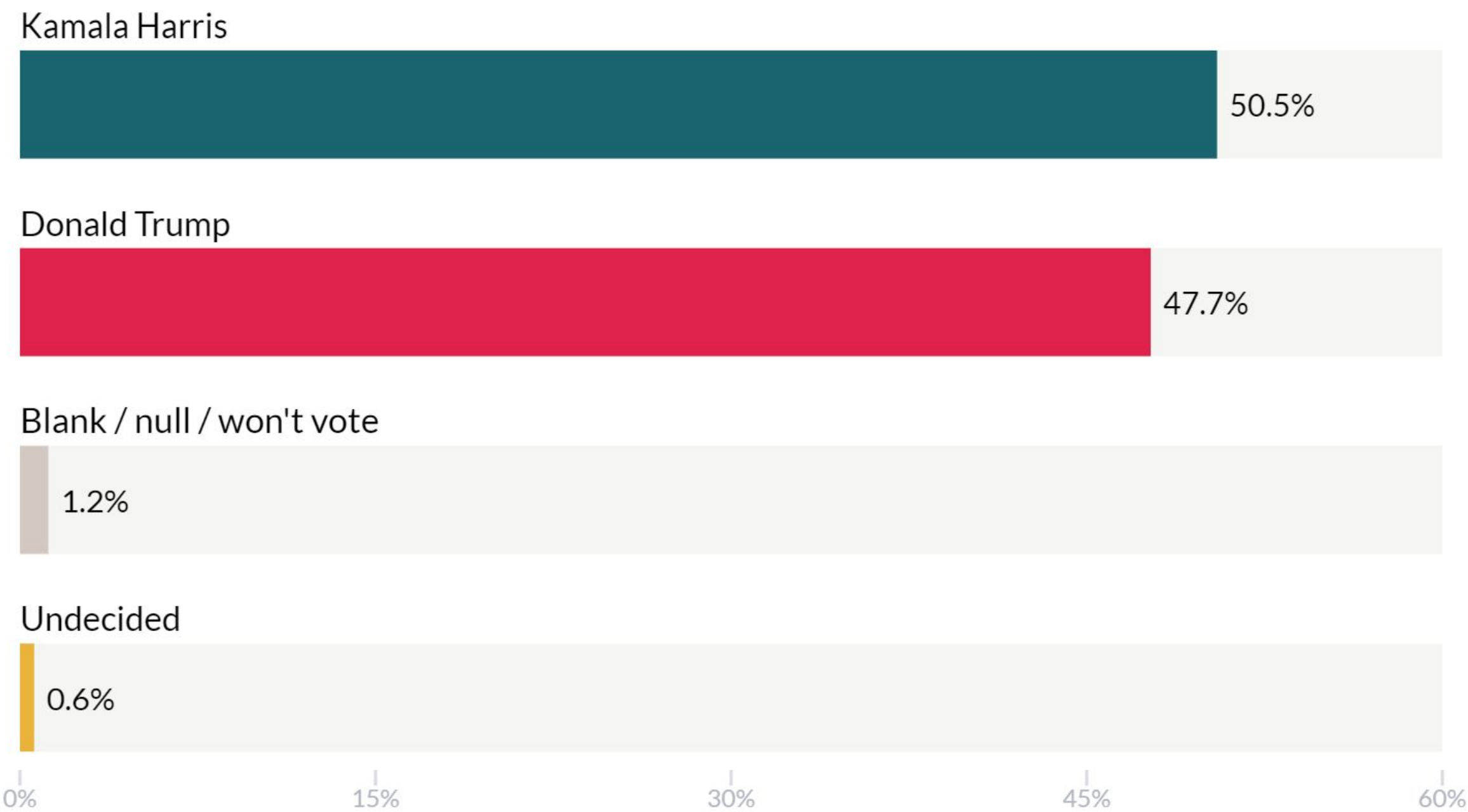


	Gender			Education		Age			
	Man	Woman	Other / prefer not to identify	College degree or higher	All other	18-29	30-44	45-64	65+
Kamala Harris	<div></div> 47.6	<div></div> 53.8	<div></div> 26.7	<div></div> 66.7	<div></div> 43.5	<div></div> 59.3	<div></div> 56.6	<div></div> 45.2	<div></div> 44.9
Donald Trump	<div></div> 50.8	<div></div> 44.3	<div></div> 73.3	<div></div> 30.4	<div></div> 55.3	<div></div> 38.6	<div></div> 42.3	<div></div> 52	<div></div> 54.7
Jill Stein	<div></div> 0	<div></div> 1.9	<div></div> 0	<div></div> 0.4	<div></div> 1.2	<div></div> 0	<div></div> 0.4	<div></div> 2.5	<div></div> 0
Undecided	<div></div> 0.9	<div></div> 0	<div></div> 0	<div></div> 1.4	<div></div> 0	<div></div> 2	<div></div> 0.3	<div></div> 0	<div></div> 0.2
Blank / null / won't vote	<div></div> 0.7	<div></div> 0	<div></div> 0	<div></div> 1	<div></div> 0	<div></div> 0	<div></div> 0.4	<div></div> 0.4	<div></div> 0.2

	Family Income			Race					Partisanship		
	Below \$50k	\$50k - \$100k	Above \$100k	Asian	Black	Hispanic	White	Other	Democrat	Republican	Independent
Kamala Harris	<div></div> 59.2	<div></div> 50.8	<div></div> 40.7	<div></div> 52.7	<div></div> 73.8	<div></div> 54.5	<div></div> 42.3	<div></div> 78.1	<div></div> 94.7	<div></div> 0.6	<div></div> 47.1
Donald Trump	<div></div> 40.8	<div></div> 45.2	<div></div> 57.9	<div></div> 47.3	<div></div> 26.2	<div></div> 41.4	<div></div> 56.3	<div></div> 21.9	<div></div> 5	<div></div> 99.4	<div></div> 47.2
Jill Stein	<div></div> 0	<div></div> 3	<div></div> 0	<div></div> 0	<div></div> 0	<div></div> 3.8	<div></div> 0.2	<div></div> 0	<div></div> 0.3	<div></div> 0	<div></div> 3.1
Undecided	<div></div> 0	<div></div> 1	<div></div> 0.4	<div></div> 0	<div></div> 0	<div></div> 0.4	<div></div> 0.6	<div></div> 0	<div></div> 0	<div></div> 0	<div></div> 1.5
Blank / null / won't vote	<div></div> 0	<div></div> 0	<div></div> 1	<div></div> 0	<div></div> 0	<div></div> 0	<div></div> 0.6	<div></div> 0	<div></div> 0	<div></div> 0	<div></div> 1.1

	Location type			2020 vote		
	Urban	Sub-urban	Rural	Joe Biden	Donald Trump	Other, don't remember, didn't vote
Kamala Harris	<div></div> 56	<div></div> 43.4	<div></div> 72.3	<div></div> 94.5	<div></div> 1.1	<div></div> 62.1
Donald Trump	<div></div> 43.3	<div></div> 54.1	<div></div> 26.1	<div></div> 4.4	<div></div> 97	<div></div> 33.6
Jill Stein	<div></div> 0	<div></div> 1.8	<div></div> 0	<div></div> 0.3	<div></div> 1.9	<div></div> 0
Undecided	<div></div> 0.3	<div></div> 0.6	<div></div> 0	<div></div> 0.8	<div></div> 0	<div></div> 1
Blank / null / won't vote	<div></div> 0.3	<div></div> 0.1	<div></div> 1.5	<div></div> 0.1	<div></div> 0	<div></div> 3.3

In a head to head race between Kamala Harris and Donald Trump, whom would you vote for?

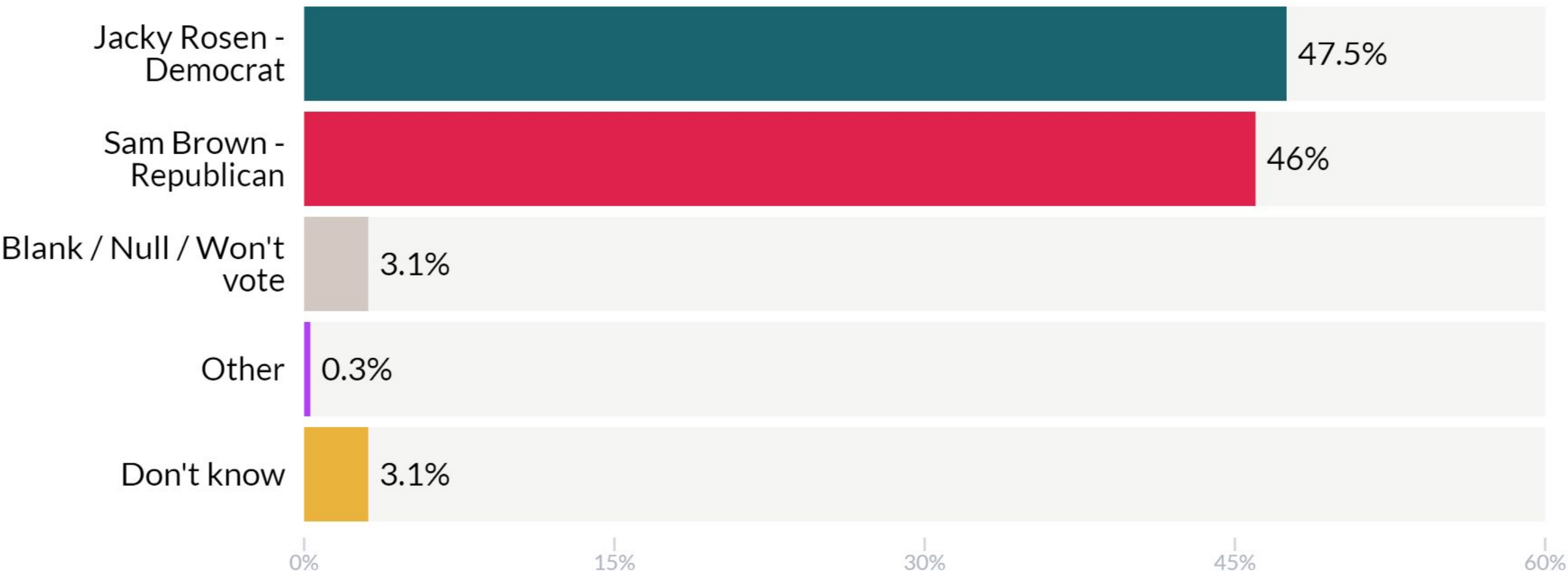


	Gender			Education		Age			
	Man	Woman	Other / prefer not to identify	College degree or higher	All other	18-29	30-44	45-64	65+
Kamala Harris	<div></div> 47.6	<div></div> 53.6	<div></div> 26.7	<div></div> 67.1	<div></div> 43.2	<div></div> 59.3	<div></div> 57	<div></div> 45.2	<div></div> 43.9
Donald Trump	<div></div> 50.8	<div></div> 44.3	<div></div> 73.3	<div></div> 30.4	<div></div> 55.3	<div></div> 38.6	<div></div> 42.3	<div></div> 52	<div></div> 54.7
Blank / null / won't vote	<div></div> 0.7	<div></div> 1.7	<div></div> 0	<div></div> 1	<div></div> 1.2	<div></div> 0	<div></div> 0.4	<div></div> 2.9	<div></div> 0.2
Undecided	<div></div> 0.9	<div></div> 0.4	<div></div> 0	<div></div> 1.4	<div></div> 0.3	<div></div> 2	<div></div> 0.3	<div></div> 0	<div></div> 1.2

	Family Income			Race					Partisanship		
	Below \$50k	\$50k - \$100k	Above \$100k	Asian	Black	Hispanic	White	Other	Democrat	Republican	Independent
Kamala Harris	<div></div> 59.2	<div></div> 50.5	<div></div> 40.7	<div></div> 52.7	<div></div> 73.8	<div></div> 54.5	<div></div> 42.2	<div></div> 78.1	<div></div> 94.5	<div></div> 0.6	<div></div> 47.1
Donald Trump	<div></div> 40.8	<div></div> 45.2	<div></div> 57.9	<div></div> 47.3	<div></div> 26.2	<div></div> 41.4	<div></div> 56.3	<div></div> 21.9	<div></div> 5	<div></div> 99.4	<div></div> 47.2
Blank / null / won't vote	<div></div> 0	<div></div> 2.7	<div></div> 1	<div></div> 0	<div></div> 0	<div></div> 3.8	<div></div> 0.6	<div></div> 0	<div></div> 0	<div></div> 0	<div></div> 4.1
Undecided	<div></div> 0	<div></div> 1.6	<div></div> 0.4	<div></div> 0	<div></div> 0	<div></div> 0.4	<div></div> 1	<div></div> 0	<div></div> 0.5	<div></div> 0	<div></div> 1.5

	Location type			2020 vote		
	Urban	Sub-urban	Rural	Joe Biden	Donald Trump	Other, don't remember, didn't vote
Kamala Harris	<div></div> 55.5	<div></div> 43.6	<div></div> 72.3	<div></div> 94.3	<div></div> 1.1	<div></div> 62.1
Donald Trump	<div></div> 43.3	<div></div> 54.1	<div></div> 26.1	<div></div> 4.4	<div></div> 97	<div></div> 33.6
Blank / null / won't vote	<div></div> 0.3	<div></div> 1.7	<div></div> 1.5	<div></div> 0.1	<div></div> 1.9	<div></div> 3.3
Undecided	<div></div> 0.9	<div></div> 0.6	<div></div> 0	<div></div> 1.2	<div></div> 0	<div></div> 1

Whom will you vote for in the United States Senate election in Nevada?



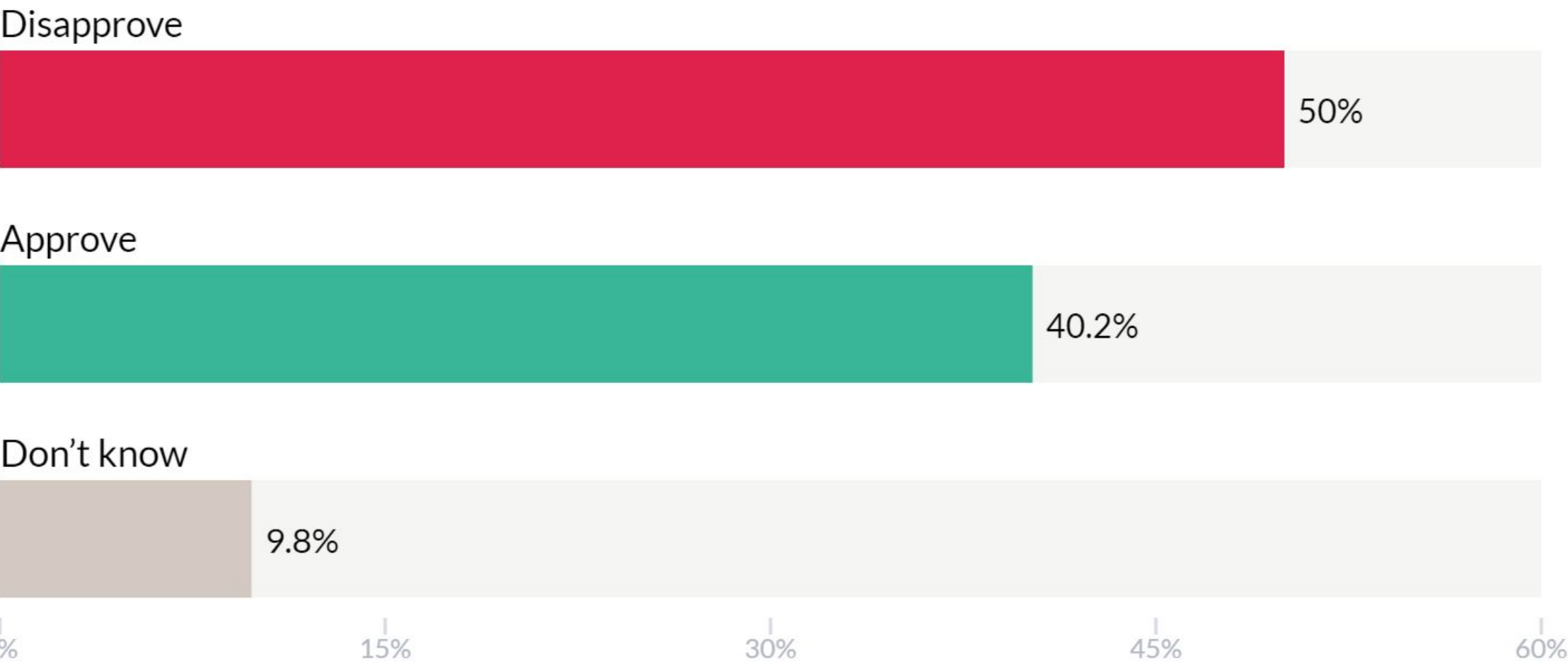
	Gender			Education		Age			
	Man	Woman	Other / prefer not to identify	College degree or higher	All other	18-29	30-44	45-64	65+
Jacky Rosen - Democrat	<div></div> 44.5	<div></div> 50.6	<div></div> 26.7	<div></div> 67.5	<div></div> 38.7	<div></div> 50.5	<div></div> 51	<div></div> 45.2	<div></div> 44.7
Sam Brown - Republican	<div></div> 46.9	<div></div> 44.7	<div></div> 73.3	<div></div> 30.5	<div></div> 52.8	<div></div> 36.5	<div></div> 40	<div></div> 53	<div></div> 49.5
Blank / Null / Won't vote	<div></div> 5.4	<div></div> 1	<div></div> 0	<div></div> 0.8	<div></div> 4.1	<div></div> 10.9	<div></div> 2.6	<div></div> 1.3	<div></div> 0.5
Other	<div></div> 0.7	<div></div> 0.1	<div></div> 0	<div></div> 0.1	<div></div> 0.4	<div></div> 2.1	<div></div> 0	<div></div> 0	<div></div> 0.2
Don't know	<div></div> 2.5	<div></div> 3.7	<div></div> 0	<div></div> 1.1	<div></div> 4	<div></div> 0	<div></div> 6.4	<div></div> 0.5	<div></div> 5.1

	Family Income			Race					Partisanship		
	Below \$50k	\$50k - \$100k	Above \$100k	Asian	Black	Hispanic	White	Other	Democrat	Republican	Independent
Jacky Rosen - Democrat	<div></div> 50	<div></div> 52	<div></div> 40.2	<div></div> 52.7	<div></div> 73.8	<div></div> 54.5	<div></div> 36.8	<div></div> 78.1	<div></div> 86.5	<div></div> 0.6	<div></div> 47.6
Sam Brown - Republican	<div></div> 38.1	<div></div> 47.3	<div></div> 53.4	<div></div> 47.3	<div></div> 26.2	<div></div> 42.7	<div></div> 52.7	<div></div> 21.7	<div></div> 4.5	<div></div> 93.8	<div></div> 48.3
Blank / Null / Won't vote	<div></div> 4.9	<div></div> 0	<div></div> 4.2	<div></div> 0.1	<div></div> 0	<div></div> 2.5	<div></div> 4.5	<div></div> 0.2	<div></div> 4.5	<div></div> 1.7	<div></div> 2.7
Other	<div></div> 0	<div></div> 0.1	<div></div> 1	<div></div> 0	<div></div> 0	<div></div> 0	<div></div> 0.6	<div></div> 0	<div></div> 0.1	<div></div> 1	<div></div> 0
Don't know	<div></div> 7	<div></div> 0.6	<div></div> 1.2	<div></div> 0	<div></div> 0	<div></div> 0.4	<div></div> 5.3	<div></div> 0	<div></div> 4.3	<div></div> 2.9	<div></div> 1.4

	Location type			2020 vote		
	Urban	Sub-urban	Rural	Joe Biden	Donald Trump	Other, don't remember, didn't vote
Jacky Rosen - Democrat	<div></div> 51.4	<div></div> 41.1	<div></div> 70.5	<div></div> 91.8	<div></div> 1.1	<div></div> 39.9
Sam Brown - Republican	<div></div> 42	<div></div> 51.9	<div></div> 26	<div></div> 4.4	<div></div> 93.6	<div></div> 31
Blank / Null / Won't vote	<div></div> 6.3	<div></div> 1.1	<div></div> 1.7	<div></div> 0.1	<div></div> 2.6	<div></div> 23.9
Other	<div></div> 0	<div></div> 0.6	<div></div> 0	<div></div> 0.1	<div></div> 0	<div></div> 3.7
Don't know	<div></div> 0.2	<div></div> 5.3	<div></div> 1.9	<div></div> 3.7	<div></div> 2.7	<div></div> 1.5

## 2.2. Presidential Approval and Image of Politicians

Do you approve or disapprove of Joe Biden’s performance as president of the United States?



	Gender			Education		Age			
	Man	Woman	Other / prefer not to identify	College degree or higher	All other	18-29	30-44	45-64	65+
Disapprove	<div></div> 52.6	<div></div> 46.8	<div></div> 86.8	<div></div> 34.7	<div></div> 56.8	<div></div> 40.7	<div></div> 43.8	<div></div> 55.5	<div></div> 56.3
Approve	<div></div> 39.3	<div></div> 41.6	<div></div> 13.2	<div></div> 54.6	<div></div> 33.8	<div></div> 40.7	<div></div> 33.2	<div></div> 43.8	<div></div> 43.1
Don't know	<div></div> 8.1	<div></div> 11.6	<div></div> 0	<div></div> 10.8	<div></div> 9.4	<div></div> 18.6	<div></div> 23	<div></div> 0.7	<div></div> 0.6

	Family Income			Race					Partisanship		
	Below \$50k	\$50k - \$100k	Above \$100k	Asian	Black	Hispanic	White	Other	Democrat	Republican	Independent
Disapprove	<div></div> 41.6	<div></div> 49.9	<div></div> 59.4	<div></div> 47.3	<div></div> 26.2	<div></div> 45.5	<div></div> 58.5	<div></div> 25.9	<div></div> 5.5	<div></div> 99.4	<div></div> 54.6
Approve	<div></div> 56.1	<div></div> 29.8	<div></div> 32.7	<div></div> 18.8	<div></div> 42.6	<div></div> 41.3	<div></div> 39.5	<div></div> 74.1	<div></div> 78.8	<div></div> 0.6	<div></div> 32.3
Don't know	<div></div> 2.2	<div></div> 20.3	<div></div> 8	<div></div> 33.8	<div></div> 31.2	<div></div> 13.2	<div></div> 2	<div></div> 0	<div></div> 15.7	<div></div> 0	<div></div> 13.1

	Location type			2020 vote		
	Urban	Sub-urban	Rural	Joe Biden	Donald Trump	Other, don't remember, didn't vote
Disapprove	<div></div> 45	<div></div> 57	<div></div> 27.7	<div></div> 6.4	<div></div> 98.9	<div></div> 39.8
Approve	<div></div> 38.8	<div></div> 36.1	<div></div> 72.3	<div></div> 74.2	<div></div> 1.1	<div></div> 52.8
Don't know	<div></div> 16.2	<div></div> 6.9	<div></div> 0	<div></div> 19.5	<div></div> 0	<div></div> 7.4

How do you evaluate Joe Biden's performance as President?


Bad / Terrible



Excellent / Good



Regular



0% 15% 30% 45% 60%

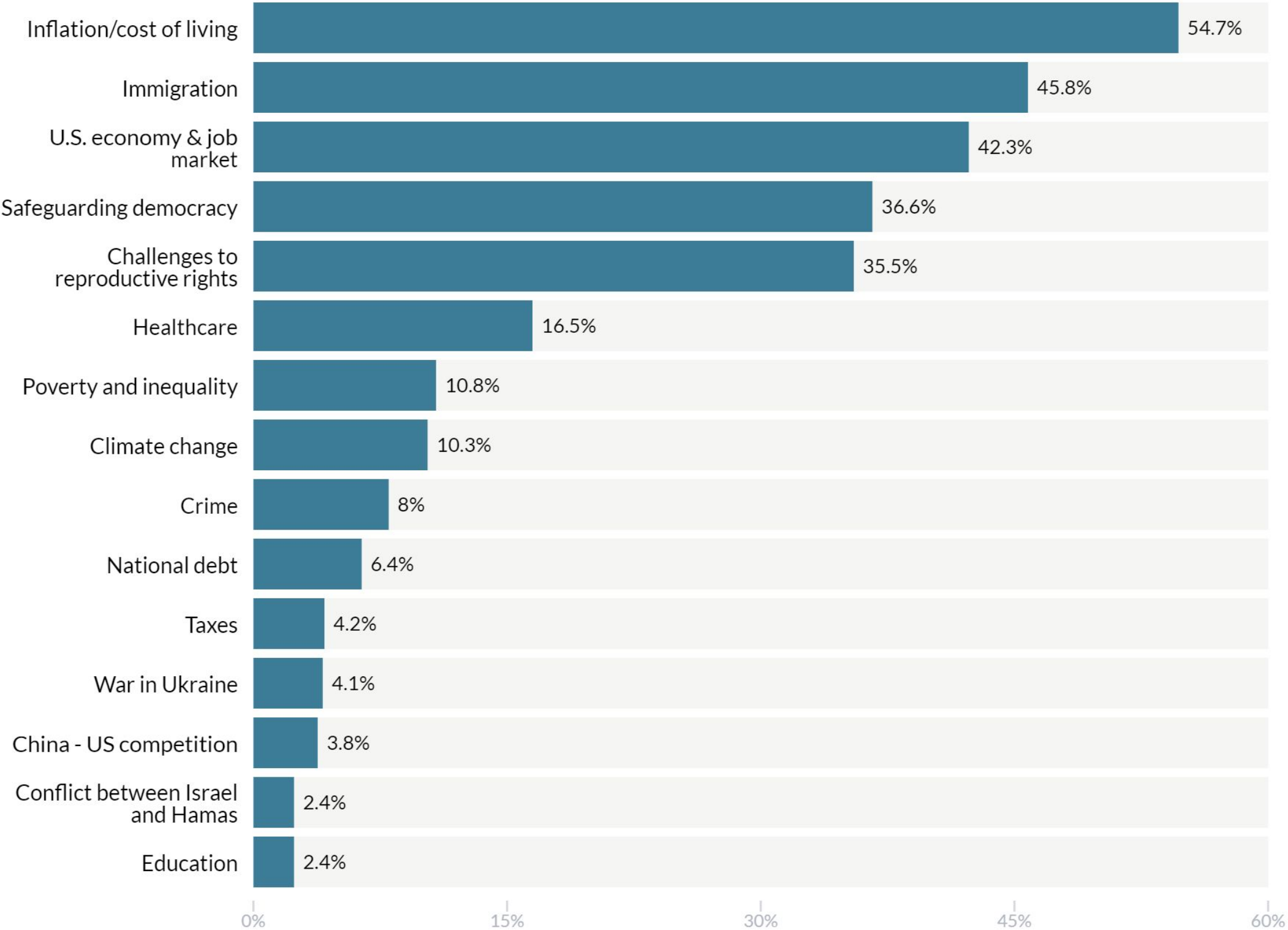
	Gender			Education		Age												
	Man		Woman	Other / prefer not to identify	College degree or higher		All other		18-29		30-44		45-64		65+			
Bad / Terrible	<div></div>	51.4	<div></div>	46.8	<div></div>	73.3	<div></div>	32.7	<div></div>	56.5	<div></div>	40.7	<div></div>	41.9	<div></div>	54.8	<div></div>	56.3
Excellent / Good	<div></div>	33.1	<div></div>	32.1	<div></div>	13.2	<div></div>	42	<div></div>	28	<div></div>	24.8	<div></div>	26.9	<div></div>	35.5	<div></div>	39.9
Regular	<div></div>	15.6	<div></div>	21.1	<div></div>	13.5	<div></div>	25.3	<div></div>	15.4	<div></div>	34.5	<div></div>	31.2	<div></div>	9.7	<div></div>	3.8

	Family Income			Race					Partisanship		
	Below \$50k	\$50k - \$100k	Above \$100k	Asian	Black	Hispanic	White	Other	Democrat	Republican	Independent
Bad / Terrible	<div><div></div></div> 41.6	<div><div></div></div> 47.9	<div><div></div></div> 59.1	<div><div></div></div> 41.5	<div><div></div></div> 26.2	<div><div></div></div> 45.5	<div><div></div></div> 58.2	<div><div></div></div> 21.9	<div><div></div></div> 5.3	<div><div></div></div> 99.4	<div><div></div></div> 52.4
Excellent / Good	<div><div></div></div> 49.3	<div><div></div></div> 20.2	<div><div></div></div> 25.4	<div><div></div></div> 1.1	<div><div></div></div> 32.4	<div><div></div></div> 39.2	<div><div></div></div> 35.1	<div><div></div></div> 8.3	<div><div></div></div> 63.6	<div><div></div></div> 0	<div><div></div></div> 26.2
Regular	<div><div></div></div> 9	<div><div></div></div> 31.9	<div><div></div></div> 15.5	<div><div></div></div> 57.4	<div><div></div></div> 41.4	<div><div></div></div> 15.3	<div><div></div></div> 6.7	<div><div></div></div> 69.7	<div><div></div></div> 31.1	<div><div></div></div> 0.6	<div><div></div></div> 21.4

	Location type			2020 vote		
	Urban	Sub-urban	Rural	Joe Biden	Donald Trump	Other, don't remember, didn't vote
Bad / Terrible	<div><div></div></div> 43.5	<div><div></div></div> 56.6	<div><div></div></div> 27.7	<div><div></div></div> 6	<div><div></div></div> 97.9	<div><div></div></div> 37.9
Excellent / Good	<div><div></div></div> 32.5	<div><div></div></div> 26.6	<div><div></div></div> 67.3	<div><div></div></div> 58.8	<div><div></div></div> 0	<div><div></div></div> 52.2
Regular	<div><div></div></div> 24	<div><div></div></div> 16.8	<div><div></div></div> 5	<div><div></div></div> 35.2	<div><div></div></div> 2.1	<div><div></div></div> 9.9

## 2.3. Key Topics

In your opinion, what are the greatest challenges the United States faces today?



Greatest challenges to the US [Demographic crossings]



	Gender			Education		Age				Family Income		
	Man	Woman	Other / prefer not to identify	College degree or higher	All other	18-29	30-44	45-64	65+	Below \$50k	\$50k - \$100k	Above \$100k
Inflation/cost of living	<div></div> 55.5	<div></div> 53.9	<div></div> 64	<div></div> 44.2	<div></div> 59.4	<div></div> 47.3	<div></div> 64.8	<div></div> 51	<div></div> 52.8	<div></div> 52.3	<div></div> 49.5	<div></div> 62.8
Immigration	<div></div> 48.3	<div></div> 43.1	<div></div> 61.1	<div></div> 30.5	<div></div> 52.5	<div></div> 36	<div></div> 37.1	<div></div> 52	<div></div> 54.5	<div></div> 41.7	<div></div> 44.8	<div></div> 51.2
U.S. economy & job market	<div></div> 47.2	<div></div> 38	<div></div> 39	<div></div> 40	<div></div> 43.4	<div></div> 42.8	<div></div> 45.9	<div></div> 45.3	<div></div> 32.6	<div></div> 28.2	<div></div> 50.9	<div></div> 49.6
Safeguarding democracy	<div></div> 32.3	<div></div> 41	<div></div> 13.2	<div></div> 42.7	<div></div> 33.9	<div></div> 29.9	<div></div> 41.9	<div></div> 41.8	<div></div> 26.1	<div></div> 37.8	<div></div> 41	<div></div> 30.7
Challenges to reproductive rights	<div></div> 29.3	<div></div> 41.9	<div></div> 0	<div></div> 54.4	<div></div> 27.1	<div></div> 16	<div></div> 45.1	<div></div> 36.3	<div></div> 35.8	<div></div> 37.6	<div></div> 38.4	<div></div> 30.1
Healthcare	<div></div> 15.9	<div></div> 17.5	<div></div> 0	<div></div> 21.5	<div></div> 14.2	<div></div> 31.2	<div></div> 12.9	<div></div> 11	<div></div> 19.2	<div></div> 20.9	<div></div> 22.7	<div></div> 5.1
Poverty and inequality	<div></div> 6.5	<div></div> 15	<div></div> 0	<div></div> 21.7	<div></div> 6	<div></div> 0	<div></div> 12.3	<div></div> 11.4	<div></div> 16.1	<div></div> 14.6	<div></div> 5.9	<div></div> 11.6
Climate change	<div></div> 8.9	<div></div> 11.9	<div></div> 0	<div></div> 4.2	<div></div> 13	<div></div> 36.5	<div></div> 1.2	<div></div> 8	<div></div> 7.1	<div></div> 14.1	<div></div> 11.3	<div></div> 5
Crime	<div></div> 12	<div></div> 4.4	<div></div> 0	<div></div> 6.5	<div></div> 8.6	<div></div> 13.1	<div></div> 4.6	<div></div> 6.2	<div></div> 11.3	<div></div> 14.3	<div></div> 6	<div></div> 2.7
National debt	<div></div> 7.1	<div></div> 5.8	<div></div> 9.3	<div></div> 8.4	<div></div> 5.6	<div></div> 0	<div></div> 4	<div></div> 7.8	<div></div> 12.2	<div></div> 7	<div></div> 5.7	<div></div> 6.5
Taxes	<div></div> 5.8	<div></div> 2.1	<div></div> 33	<div></div> 1.6	<div></div> 5.4	<div></div> 10.9	<div></div> 5.8	<div></div> 1.6	<div></div> 1.5	<div></div> 0.6	<div></div> 2.1	<div></div> 10.6
War in Ukraine	<div></div> 7.1	<div></div> 1.1	<div></div> 13.5	<div></div> 3.9	<div></div> 4.2	<div></div> 10.8	<div></div> 4.7	<div></div> 1.9	<div></div> 1.5	<div></div> 4.9	<div></div> 3.6	<div></div> 3.7
China - US competition	<div></div> 2.9	<div></div> 4.6	<div></div> 9.3	<div></div> 1.2	<div></div> 5	<div></div> 0.2	<div></div> 0	<div></div> 8.4	<div></div> 4.3	<div></div> 2.1	<div></div> 5.2	<div></div> 4.5
Conflict between Israel and Hamas	<div></div> 1.9	<div></div> 2.7	<div></div> 9.3	<div></div> 3	<div></div> 2.1	<div></div> 0	<div></div> 0.4	<div></div> 3.5	<div></div> 5.1	<div></div> 0.8	<div></div> 4	<div></div> 2.5
Education	<div></div> 2.9	<div></div> 1.6	<div></div> 21.9	<div></div> 2	<div></div> 2.6	<div></div> 1	<div></div> 4.3	<div></div> 1.6	<div></div> 2.2	<div></div> 0.5	<div></div> 4.3	<div></div> 2.8

	Race					Partisanship			Location type			2020 vote		
	Asian	Black	Hispanic	White	Other	Democrat	Republican	Independent	Urban	Sub-urban	Rural	Joe Biden	Donald Trump	Other, don't remember, didn't vote
Inflation/cost of living	<div></div> 57.9	<div></div> 54	<div></div> 55.3	<div></div> 52.1	<div></div> 85.7	<div></div> 39.6	<div></div> 70	<div></div> 58.5	<div></div> 66.2	<div></div> 51.7	<div></div> 23	<div></div> 36	<div></div> 77	<div></div> 44.7
Immigration	<div></div> 41.6	<div></div> 26.2	<div></div> 36.6	<div></div> 55.3	<div></div> 25	<div></div> 7.9	<div></div> 92.5	<div></div> 44.1	<div></div> 38.9	<div></div> 53.6	<div></div> 25.5	<div></div> 6.7	<div></div> 89.1	<div></div> 39.6
U.S. economy & job market	<div></div> 14.8	<div></div> 40.3	<div></div> 53.3	<div></div> 43.5	<div></div> 17.3	<div></div> 21.1	<div></div> 71.7	<div></div> 38.2	<div></div> 48.1	<div></div> 41.2	<div></div> 23.1	<div></div> 17.5	<div></div> 70.2	<div></div> 36.6
Safeguarding democracy	<div></div> 18.8	<div></div> 41.4	<div></div> 45.7	<div></div> 31.4	<div></div> 75.4	<div></div> 58.2	<div></div> 7.9	<div></div> 39.7	<div></div> 27.4	<div></div> 38.4	<div></div> 65.7	<div></div> 63.9	<div></div> 8.9	<div></div> 26.5
Challenges to reproductive rights	<div></div> 35	<div></div> 73.8	<div></div> 38.2	<div></div> 28.9	<div></div> 4.3	<div></div> 61.5	<div></div> 0.7	<div></div> 39.6	<div></div> 37.6	<div></div> 28.5	<div></div> 69.3	<div></div> 68	<div></div> 1.3	<div></div> 30
Healthcare	<div></div> 0.1	<div></div> 63.6	<div></div> 13.8	<div></div> 11.2	<div></div> 1.3	<div></div> 25.1	<div></div> 0.8	<div></div> 22.5	<div></div> 18.2	<div></div> 13.5	<div></div> 26	<div></div> 28.3	<div></div> 1.5	<div></div> 27.7
Poverty and inequality	<div></div> 33.8	<div></div> 0	<div></div> 12.1	<div></div> 10.5	<div></div> 0	<div></div> 21.3	<div></div> 0	<div></div> 8.8	<div></div> 11.3	<div></div> 7.6	<div></div> 29.7	<div></div> 22.7	<div></div> 0	<div></div> 0
Climate change	<div></div> 0	<div></div> 0	<div></div> 14.3	<div></div> 8.3	<div></div> 67.1	<div></div> 23.9	<div></div> 0	<div></div> 3.6	<div></div> 11.1	<div></div> 10.3	<div></div> 7.4	<div></div> 20.1	<div></div> 0	<div></div> 9.6
Crime	<div></div> 1	<div></div> 0	<div></div> 6.7	<div></div> 11.4	<div></div> 0.8	<div></div> 6.5	<div></div> 14.5	<div></div> 2.5	<div></div> 7	<div></div> 9.8	<div></div> 1	<div></div> 2	<div></div> 11.1	<div></div> 26.4
National debt	<div></div> 0	<div></div> 0	<div></div> 6.9	<div></div> 8.6	<div></div> 3.7	<div></div> 0.2	<div></div> 13.5	<div></div> 7.1	<div></div> 6.3	<div></div> 6.3	<div></div> 7.9	<div></div> 1.8	<div></div> 12.2	<div></div> 2.1
Taxes	<div></div> 0	<div></div> 0	<div></div> 4.3	<div></div> 5.4	<div></div> 6.6	<div></div> 0	<div></div> 3.6	<div></div> 10.6	<div></div> 2.5	<div></div> 6	<div></div> 0.7	<div></div> 0	<div></div> 8	<div></div> 8.1
War in Ukraine	<div></div> 5.9	<div></div> 0.7	<div></div> 1.5	<div></div> 5.6	<div></div> 3.9	<div></div> 8.1	<div></div> 0.8	<div></div> 2.4	<div></div> 7.5	<div></div> 2.1	<div></div> 1.7	<div></div> 3.2	<div></div> 1.4	<div></div> 24.5
China - US competition	<div></div> 9.3	<div></div> 0	<div></div> 5.5	<div></div> 3.4	<div></div> 0.8	<div></div> 0	<div></div> 5.5	<div></div> 7.3	<div></div> 2.1	<div></div> 4.5	<div></div> 8.1	<div></div> 0.1	<div></div> 8.4	<div></div> 0
Conflict between Israel and Hamas	<div></div> 0	<div></div> 0	<div></div> 5.1	<div></div> 2.3	<div></div> 0	<div></div> 1.1	<div></div> 4	<div></div> 2.4	<div></div> 3	<div></div> 1.5	<div></div> 5.7	<div></div> 2.2	<div></div> 3.1	<div></div> 0
Education	<div></div> 0	<div></div> 0	<div></div> 0.7	<div></div> 4.1	<div></div> 0	<div></div> 4	<div></div> 1.8	<div></div> 1.1	<div></div> 2.7	<div></div> 2.5	<div></div> 1	<div></div> 3.6	<div></div> 1.2	<div></div> 2.2

ATLAS POLL

09/20/2024-09/25/2024

# North Carolina

US Presidential Election 2024

# 1. Methodology and sample profile

Target population  
**Likely voters in North Carolina**

Sample size  
**1,173 respondents**

Methodology  
**Random Digital Recruitment (Atlas RDR)**

Margin of error  
**±3 p.p.**

Confidence level for estimation of the margin of error  
**95%**

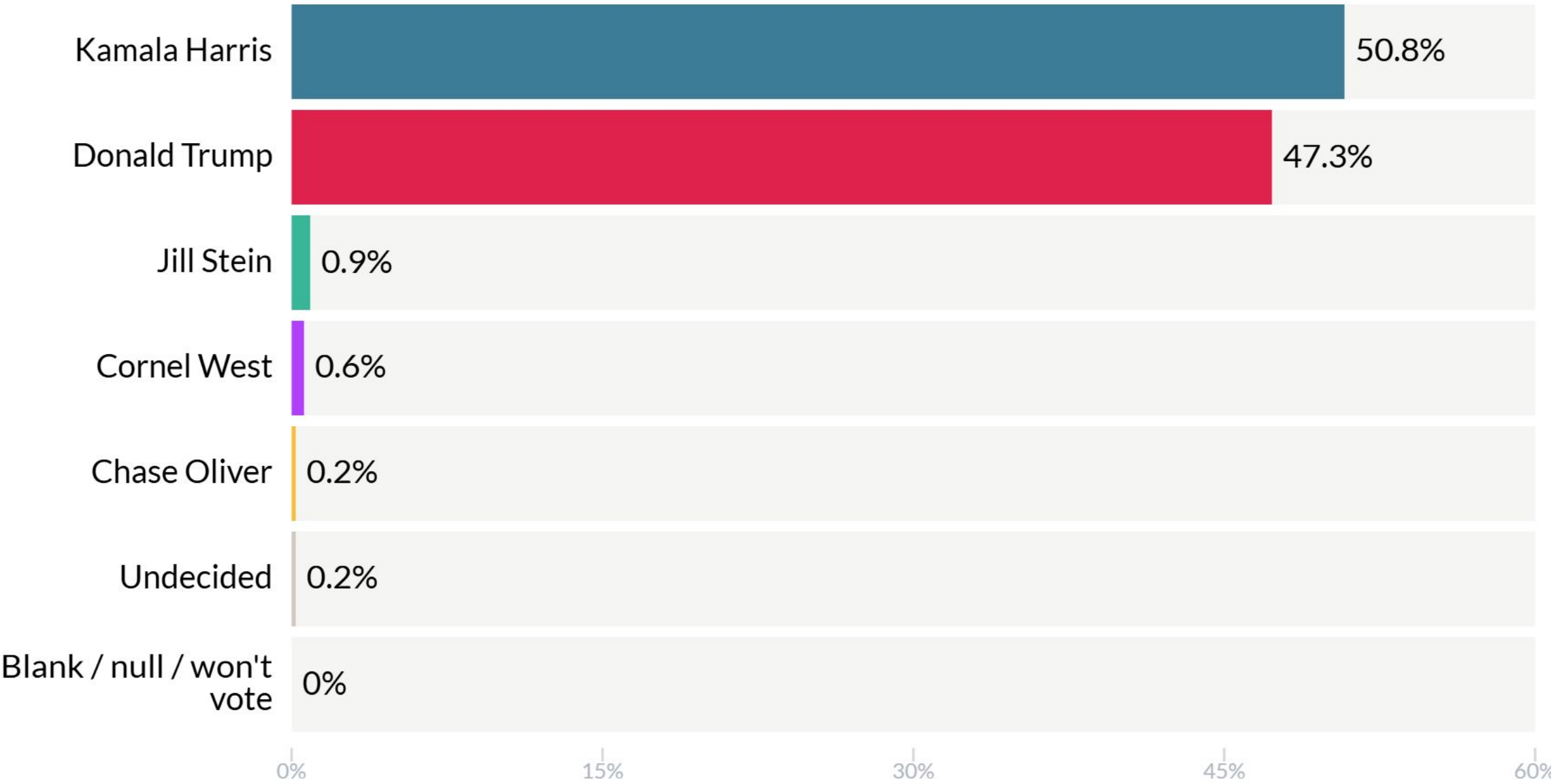
Polling Period  
**09/20/2024 - 09/25/2024**

Gender		Age	
Female	50.4%	18 - 29	17.3%
Male	48.4%	30 - 44	26%
Other / prefer not to identify	1.2%	45 - 64	37.2%
		65+	19.5%
Yearly household income		Education Level	
Below \$50k	40%	College degree or higher	53.5%
\$50k - \$100k	33.3%	All other	46.5%
Above \$100k	26.6%		
Partisanship		Region	
Democrat	28.9%	Suburban	50.2%
Republican	35.4%	Urban	17.9%
Independent	35.7%	Rural	31.9%
		Race	
		White	72.9%
		Black	16.5%
		Hispanic	6.2%
		Asian	1%
		Other	3.4%

## 2. Results

## 2.1. Presidential and Gubernatorial Elections

For which of these candidates on the North Carolina ballot will you vote for in the upcoming presidential election?

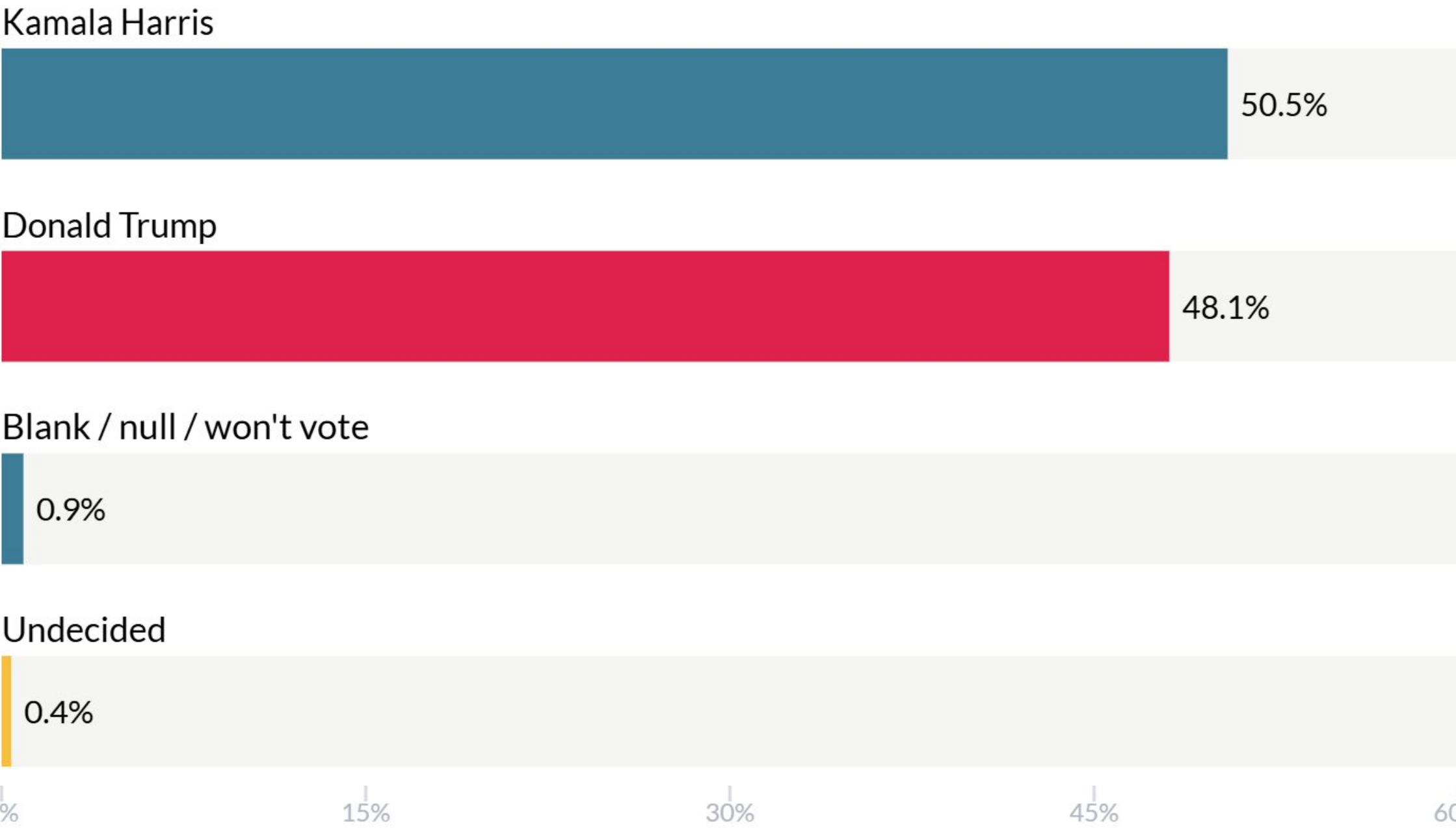


	Gender			Education		Age			
	Man	Woman	Other / prefer not to identify	College degree or higher	All other	18-29	30-44	45-64	65+
Kamala Harris	<div></div> 52.7	<div></div> 49.1	<div></div> 44.7	<div></div> 58.1	<div></div> 42.3	<div></div> 57.8	<div></div> 54	<div></div> 53.3	<div></div> 35.6
Donald Trump	<div></div> 45.3	<div></div> 49.5	<div></div> 36.2	<div></div> 41.3	<div></div> 54.2	<div></div> 39.8	<div></div> 43.5	<div></div> 46.2	<div></div> 60.9
Jill Stein	<div></div> 1.1	<div></div> 0.2	<div></div> 19.1	<div></div> 0.2	<div></div> 1.7	<div></div> 1.3	<div></div> 1.9	<div></div> 0.2	<div></div> 0.3
Other	<div></div> 0	<div></div> 1.3	<div></div> 0	<div></div> 0	<div></div> 1.4	<div></div> 0	<div></div> 0	<div></div> 0	<div></div> 3.2
Chase Oliver	<div></div> 0.5	<div></div> 0	<div></div> 0	<div></div> 0.5	<div></div> 0	<div></div> 0.5	<div></div> 0.6	<div></div> 0	<div></div> 0
Undecided	<div></div> 0.4	<div></div> 0	<div></div> 0	<div></div> 0	<div></div> 0.4	<div></div> 0.6	<div></div> 0	<div></div> 0.3	<div></div> 0
Blank / null / won't vote	<div></div> 0	<div></div> 0	<div></div> 0	<div></div> 0	<div></div> 0	<div></div> 0	<div></div> 0	<div></div> 0	<div></div> 0

	Family Income			Race					Partisanship		
	Below \$50k	\$50k - \$100k	Above \$100k	Asian	Black	Hispanic	White	Other	Democrat	Republican	Independent
Kamala Harris	<div></div> 46.6	<div></div> 52.4	<div></div> 55	<div></div> 44.9	<div></div> 88.6	<div></div> 30.9	<div></div> 44.5	<div></div> 42.1	<div></div> 93.3	<div></div> 7.9	<div></div> 59.1
Donald Trump	<div></div> 50	<div></div> 46.7	<div></div> 44	<div></div> 55.1	<div></div> 11.4	<div></div> 67.5	<div></div> 53.2	<div></div> 52.9	<div></div> 6.7	<div></div> 90.4	<div></div> 37.2
Jill Stein	<div></div> 1.8	<div></div> 0.4	<div></div> 0	<div></div> 0	<div></div> 0	<div></div> 0	<div></div> 1.2	<div></div> 0	<div></div> 0	<div></div> 0	<div></div> 2.4
Other	<div></div> 1.6	<div></div> 0	<div></div> 0	<div></div> 0	<div></div> 0	<div></div> 0	<div></div> 0.9	<div></div> 0	<div></div> 0	<div></div> 1.8	<div></div> 0
Chase Oliver	<div></div> 0	<div></div> 0.2	<div></div> 0.6	<div></div> 0	<div></div> 0	<div></div> 0	<div></div> 0.1	<div></div> 5	<div></div> 0	<div></div> 0	<div></div> 0.7
Undecided	<div></div> 0	<div></div> 0.3	<div></div> 0.4	<div></div> 0	<div></div> 0	<div></div> 1.7	<div></div> 0.1	<div></div> 0	<div></div> 0	<div></div> 0	<div></div> 0.6
Blank / null / won't vote	<div></div> 0	<div></div> 0	<div></div> 0	<div></div> 0	<div></div> 0	<div></div> 0	<div></div> 0	<div></div> 0	<div></div> 0	<div></div> 0	<div></div> 0

	Location type			2020 vote		
	Urban	Sub-urban	Rural	Joe Biden	Donald Trump	Other, don't remember, didn't vote
Kamala Harris	<div></div> 60.9	<div></div> 54	<div></div> 40.5	<div></div> 93.3	<div></div> 7.4	<div></div> 65.2
Donald Trump	<div></div> 36.5	<div></div> 43.6	<div></div> 58.7	<div></div> 4.9	<div></div> 91.1	<div></div> 30.5
Jill Stein	<div></div> 1.6	<div></div> 1	<div></div> 0.3	<div></div> 1.9	<div></div> 0.1	<div></div> 0
Other	<div></div> 0	<div></div> 1.3	<div></div> 0	<div></div> 0	<div></div> 1.4	<div></div> 0
Chase Oliver	<div></div> 1	<div></div> 0	<div></div> 0.2	<div></div> 0	<div></div> 0	<div></div> 2.4
Undecided	<div></div> 0	<div></div> 0.2	<div></div> 0.3	<div></div> 0	<div></div> 0	<div></div> 2
Blank / null / won't vote	<div></div> 0	<div></div> 0	<div></div> 0	<div></div> 0	<div></div> 0	<div></div> 0

In a head to head race between Kamala Harris and Donald Trump, whom would you vote for?

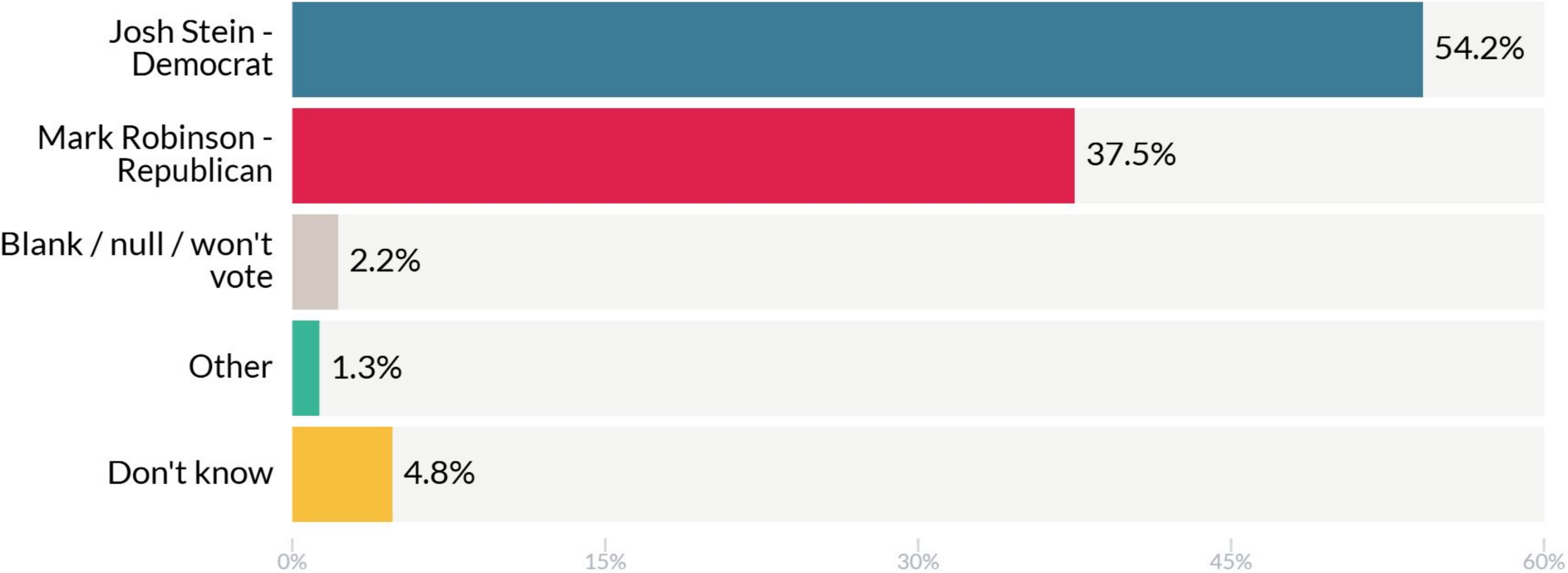


	Gender			Education		Age			
	Man	Woman	Other / prefer not to identify	College degree or higher	All other	18-29	30-44	45-64	65+
Kamala Harris	<div></div> 52.7	<div></div> 48.6	<div></div> 44.7	<div></div> 57.6	<div></div> 42.3	<div></div> 57.8	<div></div> 54	<div></div> 53.5	<div></div> 33.9
Donald Trump	<div></div> 45.7	<div></div> 50.8	<div></div> 36.2	<div></div> 41.6	<div></div> 55.6	<div></div> 39.8	<div></div> 44.1	<div></div> 46.2	<div></div> 64.4
Blank / null / won't vote	<div></div> 1.4	<div></div> 0	<div></div> 19.1	<div></div> 0.1	<div></div> 1.8	<div></div> 1.8	<div></div> 1.9	<div></div> 0.3	<div></div> 0
Undecided	<div></div> 0.2	<div></div> 0.7	<div></div> 0	<div></div> 0.6	<div></div> 0.2	<div></div> 0.6	<div></div> 0	<div></div> 0	<div></div> 1.7

	Family Income			Race					Partisanship		
	Below \$50k	\$50k - \$100k	Above \$100k	Asian	Black	Hispanic	White	Other	Democrat	Republican	Independent
Kamala Harris	<div></div> 46.6	<div></div> 52.6	<div></div> 53.8	<div></div> 44.9	<div></div> 88.6	<div></div> 30.9	<div></div> 44.6	<div></div> 32.1	<div></div> 92.1	<div></div> 7.9	<div></div> 59.4
Donald Trump	<div></div> 51.6	<div></div> 46.8	<div></div> 44.6	<div></div> 55.1	<div></div> 11.4	<div></div> 67.5	<div></div> 54.2	<div></div> 57.9	<div></div> 6.7	<div></div> 92.1	<div></div> 37.8
Blank / null / won't vote	<div></div> 1.8	<div></div> 0.5	<div></div> 0	<div></div> 0	<div></div> 0	<div></div> 0	<div></div> 1.2	<div></div> 0	<div></div> 0	<div></div> 0	<div></div> 2.5
Undecided	<div></div> 0	<div></div> 0	<div></div> 1.6	<div></div> 0	<div></div> 0	<div></div> 1.7	<div></div> 0	<div></div> 10	<div></div> 1.2	<div></div> 0	<div></div> 0.3

	Location type			2020 vote		
	Urban	Sub-urban	Rural	Joe Biden	Donald Trump	Other, don't remember, didn't vote
Kamala Harris	<div></div> 60.9	<div></div> 53.3	<div></div> 40.7	<div></div> 92.7	<div></div> 7.4	<div></div> 65.2
Donald Trump	<div></div> 37.8	<div></div> 44.8	<div></div> 58.7	<div></div> 4.9	<div></div> 92.6	<div></div> 32.1
Blank / null / won't vote	<div></div> 1.4	<div></div> 1	<div></div> 0.5	<div></div> 1.7	<div></div> 0	<div></div> 1.7
Undecided	<div></div> 0	<div></div> 0.9	<div></div> 0	<div></div> 0.8	<div></div> 0	<div></div> 1

Whom will you vote for in the gubernatorial election in North Carolina?



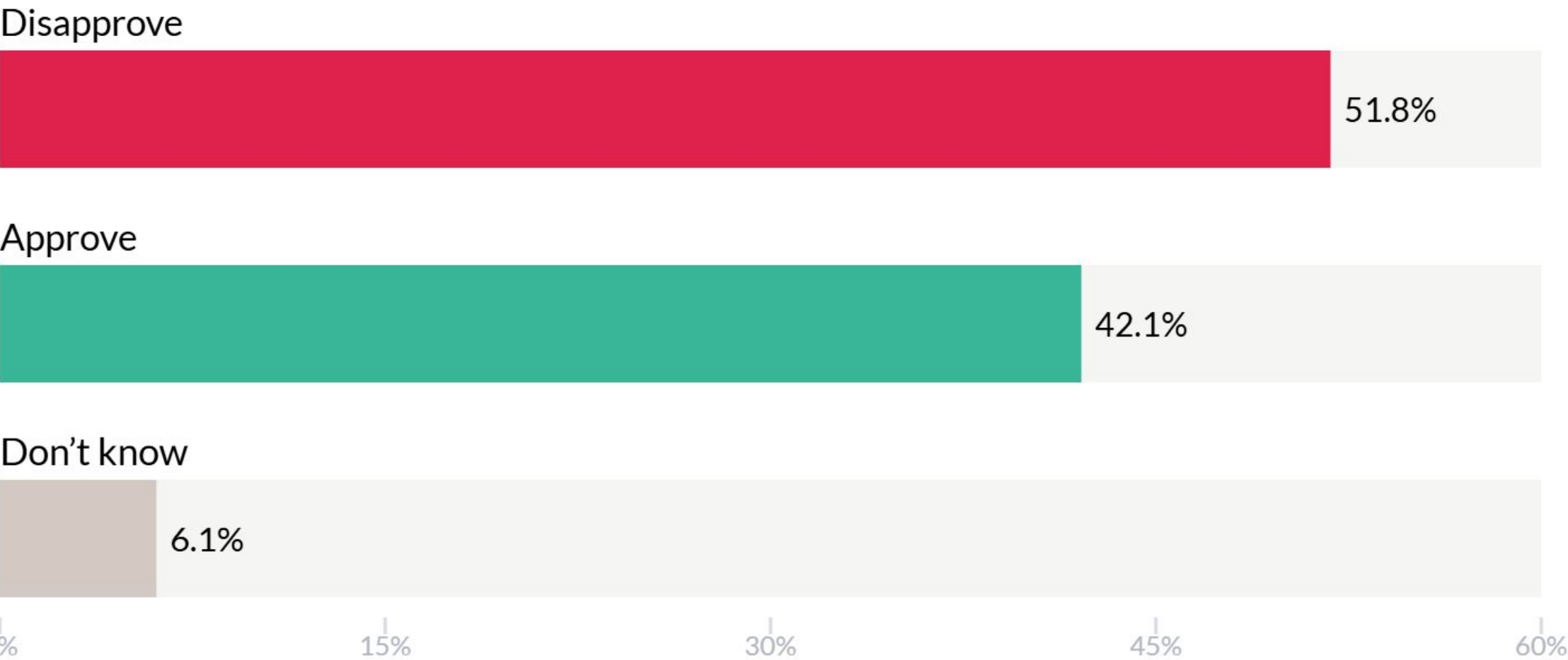
	Gender			Education		Age			
	Man	Woman	Other / prefer not to identify	College degree or higher	All other	18-29	30-44	45-64	65+
Josh Stein - Democrat	<div></div> 54.7	<div></div> 53.1	<div></div> 80.4	<div></div> 58.9	<div></div> 48.9	<div></div> 61.4	<div></div> 57.7	<div></div> 54.5	<div></div> 43
Mark Robinson - Republican	<div></div> 39.2	<div></div> 36.2	<div></div> 19.6	<div></div> 33.9	<div></div> 41.5	<div></div> 28.7	<div></div> 37.4	<div></div> 38.6	<div></div> 42.8
Blank / null / won't vote	<div></div> 2.3	<div></div> 2.1	<div></div> 0	<div></div> 1.3	<div></div> 3.2	<div></div> 3.5	<div></div> 0.6	<div></div> 1.3	<div></div> 4.8
Other	<div></div> 1	<div></div> 1.7	<div></div> 0	<div></div> 0.8	<div></div> 2	<div></div> 0.8	<div></div> 0	<div></div> 1.5	<div></div> 3.3
Don't know	<div></div> 2.7	<div></div> 6.9	<div></div> 0	<div></div> 5.1	<div></div> 4.4	<div></div> 5.5	<div></div> 4.3	<div></div> 4.1	<div></div> 6.2

	Family Income			Race					Partisanship		
	Below \$50k	\$50k - \$100k	Above \$100k	Asian	Black	Hispanic	White	Other	Democrat	Republican	Independent
Josh Stein - Democrat	<div></div> 51.4	<div></div> 56.3	<div></div> 55.8	<div></div> 27.5	<div></div> 90.9	<div></div> 30.9	<div></div> 48.6	<div></div> 48	<div></div> 95	<div></div> 11.1	<div></div> 64.2
Mark Robinson - Republican	<div></div> 38.4	<div></div> 36.1	<div></div> 37.8	<div></div> 72.5	<div></div> 9.1	<div></div> 50.4	<div></div> 42.3	<div></div> 36.8	<div></div> 4.2	<div></div> 76.2	<div></div> 25.6
Blank / null / won't vote	<div></div> 3.8	<div></div> 0.9	<div></div> 1.2	<div></div> 0	<div></div> 0	<div></div> 0	<div></div> 2.8	<div></div> 5	<div></div> 0.8	<div></div> 4	<div></div> 1.5
Other	<div></div> 2.1	<div></div> 0.7	<div></div> 1	<div></div> 0	<div></div> 0	<div></div> 7.3	<div></div> 1.2	<div></div> 0	<div></div> 0	<div></div> 3.4	<div></div> 0.5
Don't know	<div></div> 4.3	<div></div> 5.9	<div></div> 4.2	<div></div> 0	<div></div> 0	<div></div> 11.5	<div></div> 5.1	<div></div> 10.3	<div></div> 0	<div></div> 5.3	<div></div> 8.2

	Location type			2020 vote		
	Urban	Sub-urban	Rural	Joe Biden	Donald Trump	Other, don't remember, didn't vote
Josh Stein - Democrat	<div></div> 67.5	<div></div> 57.4	<div></div> 42.2	<div></div> 96	<div></div> 11.7	<div></div> 68
Mark Robinson - Republican	<div></div> 24.5	<div></div> 32.8	<div></div> 51.6	<div></div> 1.7	<div></div> 74.6	<div></div> 22
Blank / null / won't vote	<div></div> 3.1	<div></div> 2.4	<div></div> 1.4	<div></div> 0.5	<div></div> 3.7	<div></div> 2.6
Other	<div></div> 0	<div></div> 1.5	<div></div> 1.8	<div></div> 0	<div></div> 2.5	<div></div> 2.1
Don't know	<div></div> 4.9	<div></div> 6	<div></div> 3	<div></div> 1.7	<div></div> 7.6	<div></div> 5.3

## 2.2. Presidential Approval

Do you approve or disapprove of Joe Biden’s performance as president of the United States?

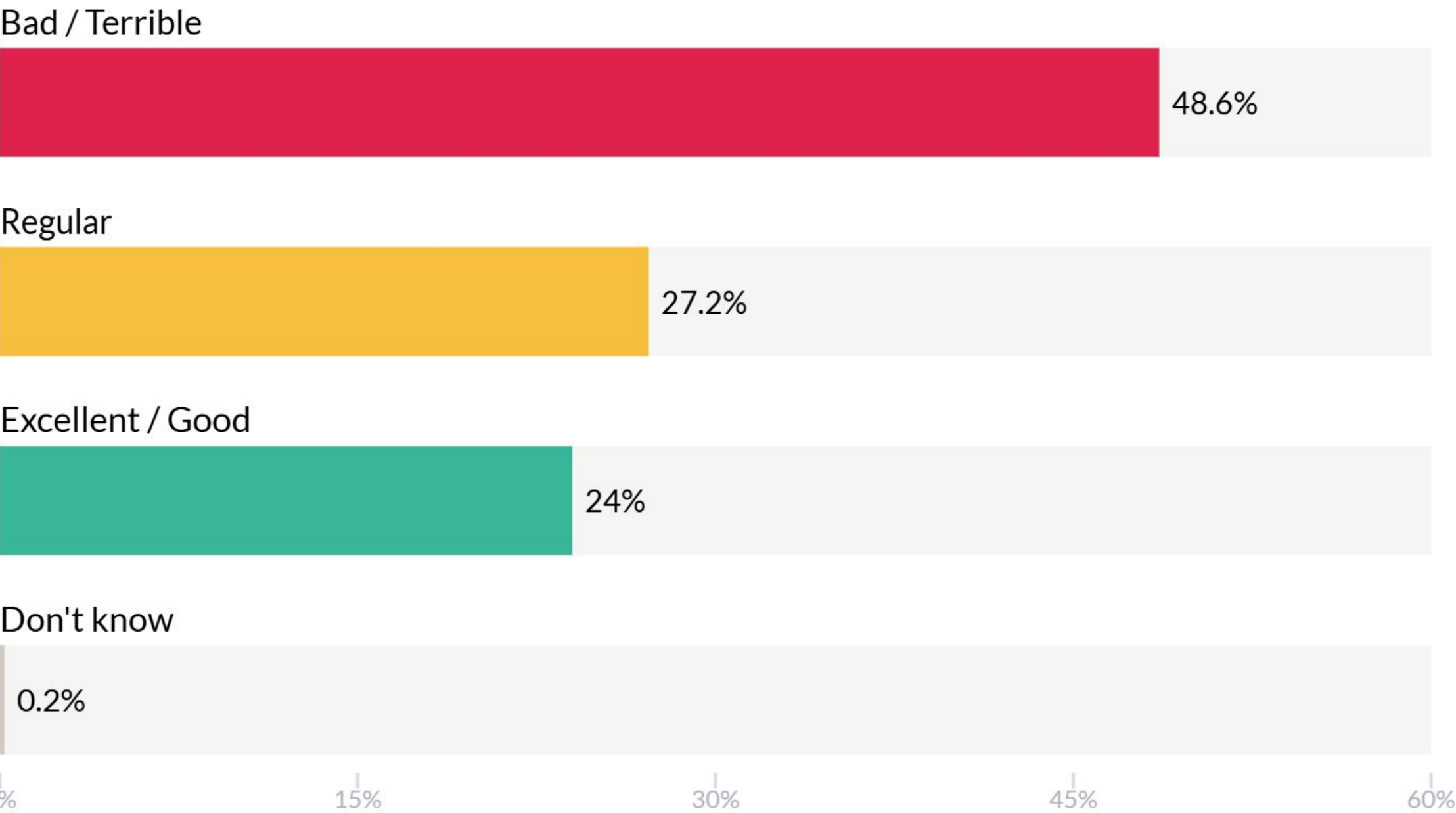


	Gender			Education		Age			
	Man	Woman	Other / prefer not to identify	College degree or higher	All other	18-29	30-44	45-64	65+
Disapprove	<div></div> 52.4	<div></div> 50.7	<div></div> 68	<div></div> 45.6	<div></div> 58.9	<div></div> 47.1	<div></div> 50.2	<div></div> 47.9	<div></div> 65.3
Approve	<div></div> 40.4	<div></div> 44.6	<div></div> 10.3	<div></div> 46.7	<div></div> 36.8	<div></div> 35.7	<div></div> 43.8	<div></div> 50.7	<div></div> 29.3
Don't know	<div></div> 7.2	<div></div> 4.7	<div></div> 21.7	<div></div> 7.7	<div></div> 4.3	<div></div> 17.2	<div></div> 6.1	<div></div> 1.4	<div></div> 5.4

	Family Income			Race					Partisanship		
	Below \$50k	\$50k - \$100k	Above \$100k	Asian	Black	Hispanic	White	Other	Democrat	Republican	Independent
Disapprove	<div></div> 53.5	<div></div> 51.4	<div></div> 49.6	<div></div> 55.1	<div></div> 10.8	<div></div> 80.2	<div></div> 57.9	<div></div> 64.2	<div></div> 6.3	<div></div> 94.6	<div></div> 45.8
Approve	<div></div> 37.6	<div></div> 45.1	<div></div> 45.3	<div></div> 37.8	<div></div> 84.4	<div></div> 1.5	<div></div> 36.4	<div></div> 35.8	<div></div> 87.2	<div></div> 4.6	<div></div> 43.1
Don't know	<div></div> 8.9	<div></div> 3.5	<div></div> 5.1	<div></div> 7.1	<div></div> 4.8	<div></div> 18.4	<div></div> 5.6	<div></div> 0	<div></div> 6.5	<div></div> 0.8	<div></div> 11.1

	Location type			2020 vote		
	Urban	Sub-urban	Rural	Joe Biden	Donald Trump	Other, don't remember, didn't vote
Disapprove	<div></div> 40.3	<div></div> 48.9	<div></div> 62.5	<div></div> 8.4	<div></div> 95.1	<div></div> 41
Approve	<div></div> 53.8	<div></div> 42.2	<div></div> 35.7	<div></div> 82.5	<div></div> 4.8	<div></div> 37.8
Don't know	<div></div> 6	<div></div> 8.9	<div></div> 1.9	<div></div> 9	<div></div> 0	<div></div> 21.2

How do you evaluate Joe Biden's performance as President?



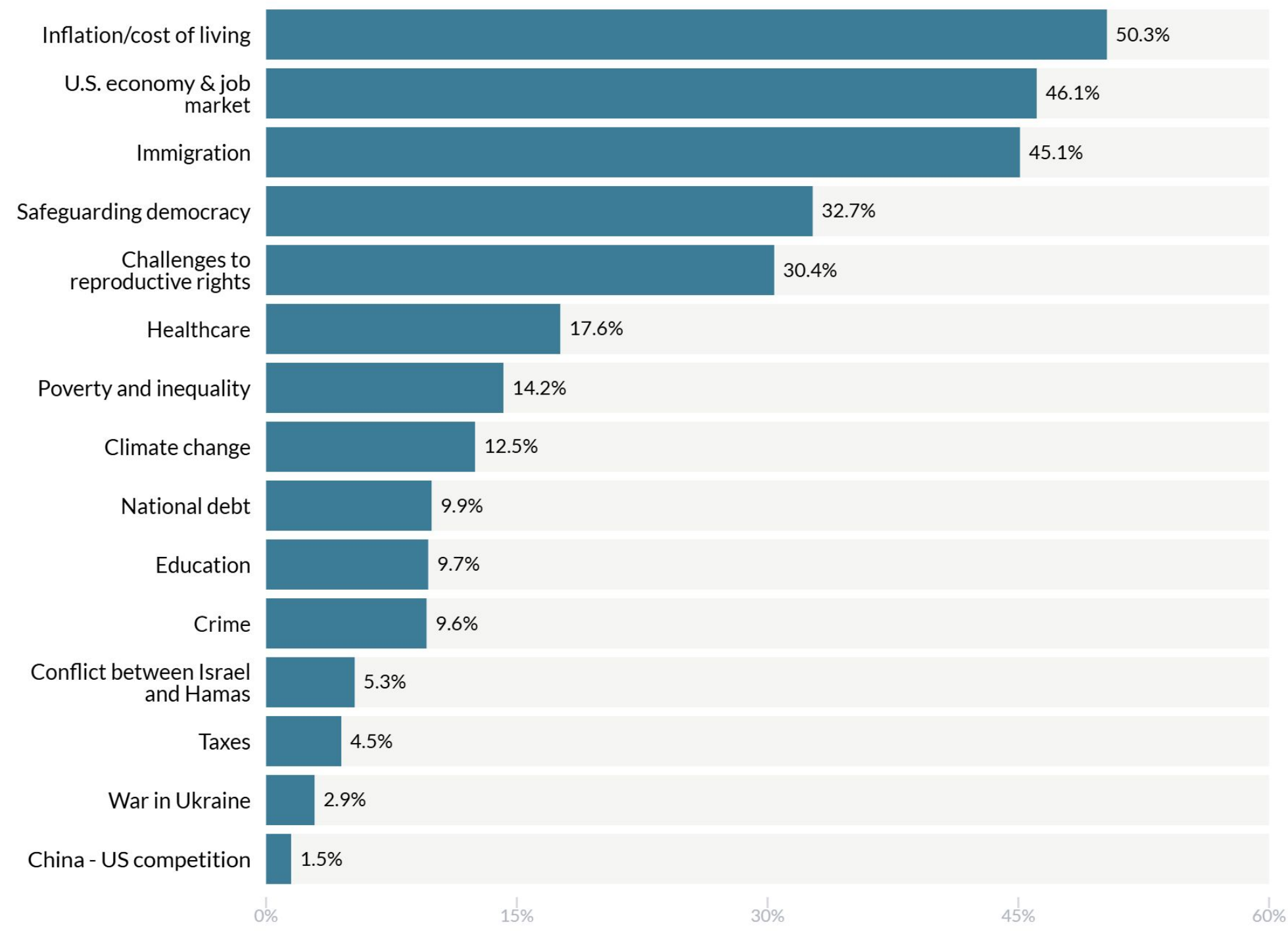
	Gender			Education		Age			
	Man	Woman	Other / prefer not to identify	College degree or higher	All other	18-29	30-44	45-64	65+
Bad / Terrible	<div><div></div></div> 47.6	<div><div></div></div> 49	<div><div></div></div> 68	<div><div></div></div> 41.4	<div><div></div></div> 56.8	<div><div></div></div> 40.9	<div><div></div></div> 44.6	<div><div></div></div> 46.6	<div><div></div></div> 64.1
Excellent / Good	<div><div></div></div> 20.5	<div><div></div></div> 27.7	<div><div></div></div> 10.3	<div><div></div></div> 27	<div><div></div></div> 20.6	<div><div></div></div> 12.8	<div><div></div></div> 18.7	<div><div></div></div> 32.6	<div><div></div></div> 24.4
Regular	<div><div></div></div> 31.9	<div><div></div></div> 22.8	<div><div></div></div> 21.7	<div><div></div></div> 31.4	<div><div></div></div> 22.3	<div><div></div></div> 46.3	<div><div></div></div> 36.3	<div><div></div></div> 20.4	<div><div></div></div> 11.5
Don't know	<div><div></div></div> 0	<div><div></div></div> 0.5	<div><div></div></div> 0	<div><div></div></div> 0.2	<div><div></div></div> 0.3	<div><div></div></div> 0	<div><div></div></div> 0.4	<div><div></div></div> 0.4	<div><div></div></div> 0

	Family Income			Race					Partisanship		
	Below \$50k	\$50k - \$100k	Above \$100k	Asian	Black	Hispanic	White	Other	Democrat	Republican	Independent
Bad / Terrible	<div><div></div></div> 52.6	<div><div></div></div> 48.5	<div><div></div></div> 42.5	<div><div></div></div> 55.1	<div><div></div></div> 5.9	<div><div></div></div> 69.1	<div><div></div></div> 55.6	<div><div></div></div> 64.2	<div><div></div></div> 5.5	<div><div></div></div> 91.6	<div><div></div></div> 40.5
Excellent / Good	<div><div></div></div> 21.4	<div><div></div></div> 26.9	<div><div></div></div> 24.5	<div><div></div></div> 7.2	<div><div></div></div> 57.4	<div><div></div></div> 0.6	<div><div></div></div> 18.2	<div><div></div></div> 35.8	<div><div></div></div> 59.8	<div><div></div></div> 0.7	<div><div></div></div> 18.4
Regular	<div><div></div></div> 26	<div><div></div></div> 23.9	<div><div></div></div> 33	<div><div></div></div> 37.7	<div><div></div></div> 36.8	<div><div></div></div> 30.3	<div><div></div></div> 25.9	<div><div></div></div> 0	<div><div></div></div> 34.3	<div><div></div></div> 7.7	<div><div></div></div> 40.8
Don't know	<div><div></div></div> 0	<div><div></div></div> 0.7	<div><div></div></div> 0	<div><div></div></div> 0	<div><div></div></div> 0	<div><div></div></div> 0	<div><div></div></div> 0.3	<div><div></div></div> 0	<div><div></div></div> 0.5	<div><div></div></div> 0	<div><div></div></div> 0.3

	Location type			2020 vote		
	Urban	Sub-urban	Rural	Joe Biden	Donald Trump	Other, don't remember, didn't vote
Bad / Terrible	<div><div></div></div> 39.5	<div><div></div></div> 44.5	<div><div></div></div> 59.7	<div><div></div></div> 4.8	<div><div></div></div> 92	<div><div></div></div> 39.2
Excellent / Good	<div><div></div></div> 30.6	<div><div></div></div> 25.2	<div><div></div></div> 18.5	<div><div></div></div> 48.2	<div><div></div></div> 3.1	<div><div></div></div> 15
Regular	<div><div></div></div> 29.9	<div><div></div></div> 30.1	<div><div></div></div> 21.3	<div><div></div></div> 46.4	<div><div></div></div> 4.9	<div><div></div></div> 45.8
Don't know	<div><div></div></div> 0	<div><div></div></div> 0.2	<div><div></div></div> 0.4	<div><div></div></div> 0.5	<div><div></div></div> 0	<div><div></div></div> 0

## 2.3. Key Topics

In your opinion, what are the greatest challenges the United States faces today?



	Gender			Education		Age				Family Income		
	Man	Woman	Other / prefer not to identify	College degree or higher	All other	18-29	30-44	45-64	65+	Below \$50k	\$50k - \$100k	Above \$100k
Inflation/cost of living	<div></div> 49.4	<div></div> 51.4	<div></div> 36.7	<div></div> 53.1	<div></div> 47	<div></div> 54	<div></div> 51.8	<div></div> 49.7	<div></div> 46	<div></div> 48.3	<div></div> 53.1	<div></div> 49.6
U.S. economy & job market	<div></div> 53.3	<div></div> 39.2	<div></div> 44.4	<div></div> 45.6	<div></div> 46.7	<div></div> 50.1	<div></div> 43.4	<div></div> 47	<div></div> 44.4	<div></div> 42	<div></div> 47.4	<div></div> 50.8
Immigration	<div></div> 43.2	<div></div> 47.5	<div></div> 20.2	<div></div> 39.6	<div></div> 51.4	<div></div> 29.8	<div></div> 40.7	<div></div> 48.6	<div></div> 57.7	<div></div> 47	<div></div> 42.8	<div></div> 45
Safeguarding democracy	<div></div> 31.3	<div></div> 34.3	<div></div> 21.7	<div></div> 35.8	<div></div> 29.1	<div></div> 24.1	<div></div> 32.9	<div></div> 35.4	<div></div> 35.1	<div></div> 35	<div></div> 28.6	<div></div> 34.5
Challenges to reproductive rights	<div></div> 23.1	<div></div> 37.3	<div></div> 32	<div></div> 31.9	<div></div> 28.7	<div></div> 31.1	<div></div> 35.4	<div></div> 32	<div></div> 20.1	<div></div> 26.1	<div></div> 32.5	<div></div> 34.2
Healthcare	<div></div> 15.5	<div></div> 19.4	<div></div> 22.9	<div></div> 16.3	<div></div> 19	<div></div> 25.4	<div></div> 18.1	<div></div> 16	<div></div> 12.9	<div></div> 17.2	<div></div> 19.4	<div></div> 15.8
Poverty and inequality	<div></div> 17.5	<div></div> 11	<div></div> 19.1	<div></div> 15.8	<div></div> 12.4	<div></div> 8.9	<div></div> 16.7	<div></div> 16.8	<div></div> 10.7	<div></div> 17.5	<div></div> 13.3	<div></div> 10.5
Climate change	<div></div> 16.3	<div></div> 8.5	<div></div> 29.1	<div></div> 14.1	<div></div> 10.7	<div></div> 26.5	<div></div> 16.4	<div></div> 4.1	<div></div> 11.1	<div></div> 14.1	<div></div> 11	<div></div> 12
National debt	<div></div> 12.3	<div></div> 7.8	<div></div> 3.8	<div></div> 10.6	<div></div> 9.1	<div></div> 12.8	<div></div> 8	<div></div> 7.8	<div></div> 13.7	<div></div> 9.8	<div></div> 10	<div></div> 10
Education	<div></div> 9.9	<div></div> 9.7	<div></div> 4.7	<div></div> 10.3	<div></div> 9.1	<div></div> 5.6	<div></div> 16.5	<div></div> 8	<div></div> 7.7	<div></div> 8.3	<div></div> 10.7	<div></div> 10.7
Crime	<div></div> 6.9	<div></div> 12.4	<div></div> 0	<div></div> 7.6	<div></div> 11.9	<div></div> 5.5	<div></div> 5.9	<div></div> 12.6	<div></div> 12.5	<div></div> 12.1	<div></div> 6.9	<div></div> 9.2
Conflict between Israel and Hamas	<div></div> 5.8	<div></div> 4.5	<div></div> 19.1	<div></div> 3.5	<div></div> 7.4	<div></div> 6.9	<div></div> 5	<div></div> 6.5	<div></div> 2.1	<div></div> 8	<div></div> 3.6	<div></div> 3.3
Taxes	<div></div> 3.6	<div></div> 5.6	<div></div> 0	<div></div> 3.7	<div></div> 5.5	<div></div> 6.9	<div></div> 2	<div></div> 1.9	<div></div> 10.9	<div></div> 4.2	<div></div> 5.1	<div></div> 4.3
War in Ukraine	<div></div> 2.6	<div></div> 2.8	<div></div> 21.7	<div></div> 2.7	<div></div> 3.2	<div></div> 1.6	<div></div> 2.8	<div></div> 3.1	<div></div> 3.8	<div></div> 3.1	<div></div> 3.7	<div></div> 1.7
China - US competition	<div></div> 2.7	<div></div> 0.4	<div></div> 0	<div></div> 1.4	<div></div> 1.6	<div></div> 3.2	<div></div> 0.8	<div></div> 1	<div></div> 1.9	<div></div> 0.8	<div></div> 1.9	<div></div> 2.1

	Race					Partisanship			Location type			2020 vote		
	Asian	Black	Hispanic	White	Other	Democrat	Republican	Independent	Urban	Sub-urban	Rural	Joe Biden	Donald Trump	Other, don't remember, didn't vote
Inflation/cost of living	<div></div> 49.8	<div></div> 49.9	<div></div> 75.9	<div></div> 47.6	<div></div> 59.3	<div></div> 36.2	<div></div> 63.8	<div></div> 48.3	<div></div> 43.7	<div></div> 48.9	<div></div> 56	<div></div> 38.2	<div></div> 63.5	<div></div> 41.7
U.S. economy & job market	<div></div> 36.5	<div></div> 52.5	<div></div> 49.8	<div></div> 44.5	<div></div> 45	<div></div> 35.4	<div></div> 61.6	<div></div> 39.1	<div></div> 51.7	<div></div> 41.6	<div></div> 50	<div></div> 26.1	<div></div> 65.2	<div></div> 45.7
Immigration	<div></div> 66.3	<div></div> 17.3	<div></div> 58	<div></div> 50.2	<div></div> 39	<div></div> 10.3	<div></div> 80.2	<div></div> 38.2	<div></div> 38	<div></div> 42.3	<div></div> 53.1	<div></div> 8.6	<div></div> 80.7	<div></div> 40.2
Safeguarding democracy	<div></div> 27.3	<div></div> 49.4	<div></div> 29.4	<div></div> 30.6	<div></div> 3.6	<div></div> 53	<div></div> 18.3	<div></div> 30.6	<div></div> 36.6	<div></div> 34.7	<div></div> 27.6	<div></div> 52.9	<div></div> 16	<div></div> 21.5
Challenges to reproductive rights	<div></div> 21.8	<div></div> 43.4	<div></div> 12.5	<div></div> 29.9	<div></div> 12	<div></div> 53.3	<div></div> 6	<div></div> 36.1	<div></div> 34.3	<div></div> 33.7	<div></div> 23.1	<div></div> 51.2	<div></div> 7	<div></div> 47.2
Healthcare	<div></div> 7.2	<div></div> 15.7	<div></div> 28.4	<div></div> 16.8	<div></div> 27.6	<div></div> 25.6	<div></div> 10.2	<div></div> 18.5	<div></div> 13.8	<div></div> 18.9	<div></div> 17.7	<div></div> 27.1	<div></div> 9.2	<div></div> 14
Poverty and inequality	<div></div> 0	<div></div> 36.1	<div></div> 0	<div></div> 10.4	<div></div> 20.8	<div></div> 23.8	<div></div> 1.9	<div></div> 18.7	<div></div> 15.5	<div></div> 14.9	<div></div> 12.6	<div></div> 27.6	<div></div> 1.5	<div></div> 14.3
Climate change	<div></div> 21.8	<div></div> 0	<div></div> 2.7	<div></div> 16.6	<div></div> 1.6	<div></div> 20.6	<div></div> 0.6	<div></div> 17.9	<div></div> 17.7	<div></div> 12.9	<div></div> 9.1	<div></div> 19.7	<div></div> 1.6	<div></div> 31.1
National debt	<div></div> 15.7	<div></div> 1.5	<div></div> 24.6	<div></div> 10.4	<div></div> 9.7	<div></div> 2	<div></div> 14.6	<div></div> 11.5	<div></div> 6.8	<div></div> 10.2	<div></div> 11.1	<div></div> 2.8	<div></div> 16.9	<div></div> 8.5
Education	<div></div> 0	<div></div> 7.5	<div></div> 0	<div></div> 10	<div></div> 35.7	<div></div> 17.9	<div></div> 2.1	<div></div> 10.7	<div></div> 10.2	<div></div> 12.3	<div></div> 5.5	<div></div> 17	<div></div> 2.7	<div></div> 10.4
Crime	<div></div> 0	<div></div> 12	<div></div> 8	<div></div> 9.3	<div></div> 10.8	<div></div> 2.4	<div></div> 17	<div></div> 8.1	<div></div> 11.6	<div></div> 7.2	<div></div> 12.2	<div></div> 5.3	<div></div> 15.5	<div></div> 2
Conflict between Israel and Hamas	<div></div> 15.7	<div></div> 3.9	<div></div> 0	<div></div> 6.2	<div></div> 0	<div></div> 7.6	<div></div> 1.5	<div></div> 7.2	<div></div> 4.8	<div></div> 5	<div></div> 5.9	<div></div> 7.5	<div></div> 2.7	<div></div> 7.8
Taxes	<div></div> 0	<div></div> 0.9	<div></div> 0	<div></div> 4.7	<div></div> 27.9	<div></div> 2.5	<div></div> 6.5	<div></div> 4.3	<div></div> 5.5	<div></div> 4.4	<div></div> 4.3	<div></div> 2.6	<div></div> 5.6	<div></div> 8.1
War in Ukraine	<div></div> 0	<div></div> 1.6	<div></div> 0	<div></div> 3.6	<div></div> 0.3	<div></div> 1.3	<div></div> 1.6	<div></div> 5.6	<div></div> 1.2	<div></div> 4.2	<div></div> 1.8	<div></div> 4.1	<div></div> 2.2	<div></div> 1.3
China - US competition	<div></div> 0	<div></div> 0	<div></div> 0	<div></div> 2.1	<div></div> 0.3	<div></div> 0.1	<div></div> 2.1	<div></div> 2	<div></div> 0.3	<div></div> 1.5	<div></div> 2.2	<div></div> 1.2	<div></div> 1.6	<div></div> 2.2

ATLAS POLL

09/20/2024-09/25/2024

# Pennsylvania

US Presidential Election 2024

# 1. Methodology and sample profile

Target population  
**Likely voters in Pennsylvania**

Sample size  
**1,775 respondents**

Methodology  
**Random Digital Recruitment (Atlas RDR)**

Margin of error  
**±2 p.p.**

Confidence level for estimation of the margin of error  
**95%**

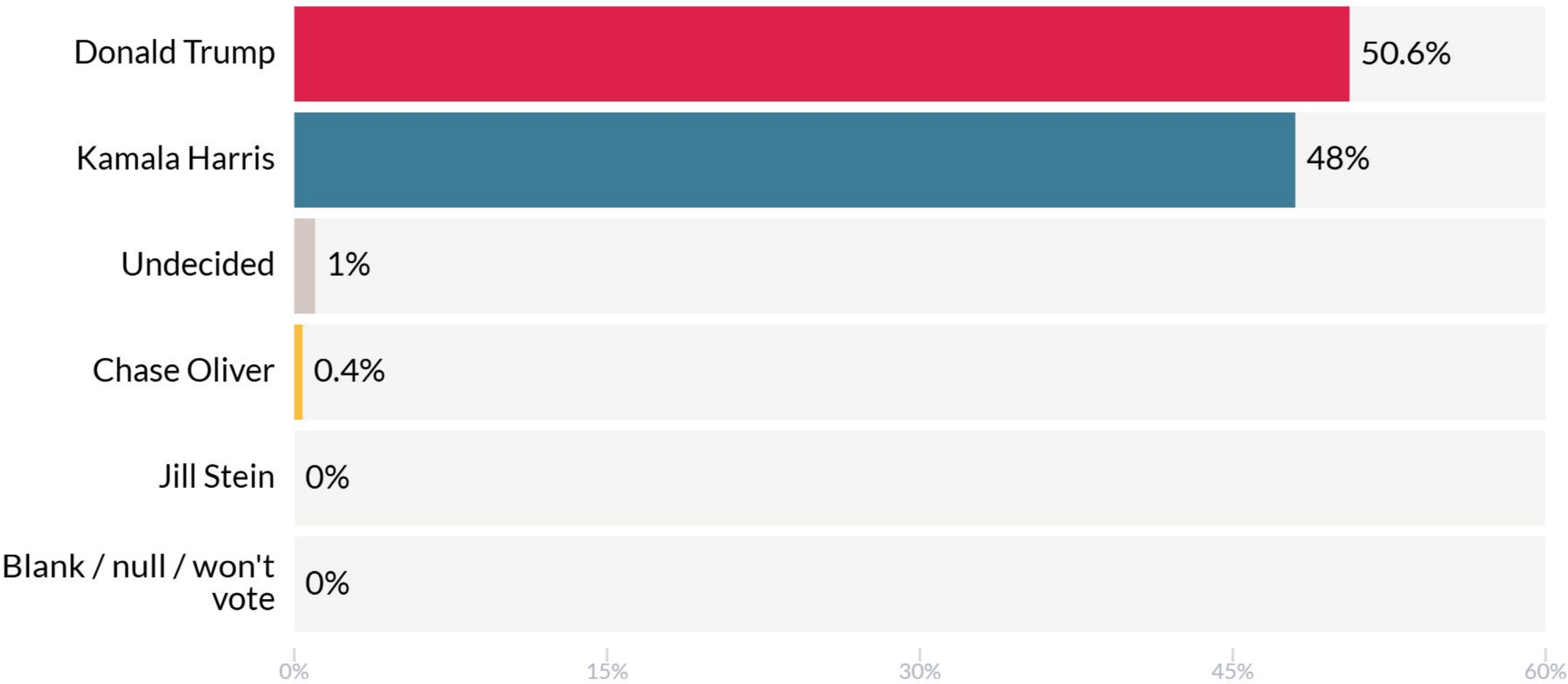
Polling Period  
**09/20/2024 - 09/25/2024**

Gender		Age	
Female	50%	18 - 29	17%
Male	48.7%	30 - 44	20.6%
Other / prefer not to identify	1.3%	45 - 64	39%
		65+	23.4%
Yearly household income		Education Level	
Below \$50k	31.8%	College degree or higher	53%
\$50k - \$100k	30%	All other	47%
Above \$100k	38.3%		
Partisanship		Region	
Democrat	45.7%	Suburban	58.5%
Republican	37.3%	Urban	20.2%
Independent	17%	Rural	21.2%
		Race	
		White	80.7%
		Black	8.8%
		Hispanic	6.2%
		Asian	1.7%
		Other	2.6%

## 2. Results

## 2.1. Presidential and Senate Elections

For which of these candidates on the Pennsylvania ballot will you vote for in the upcoming presidential election?

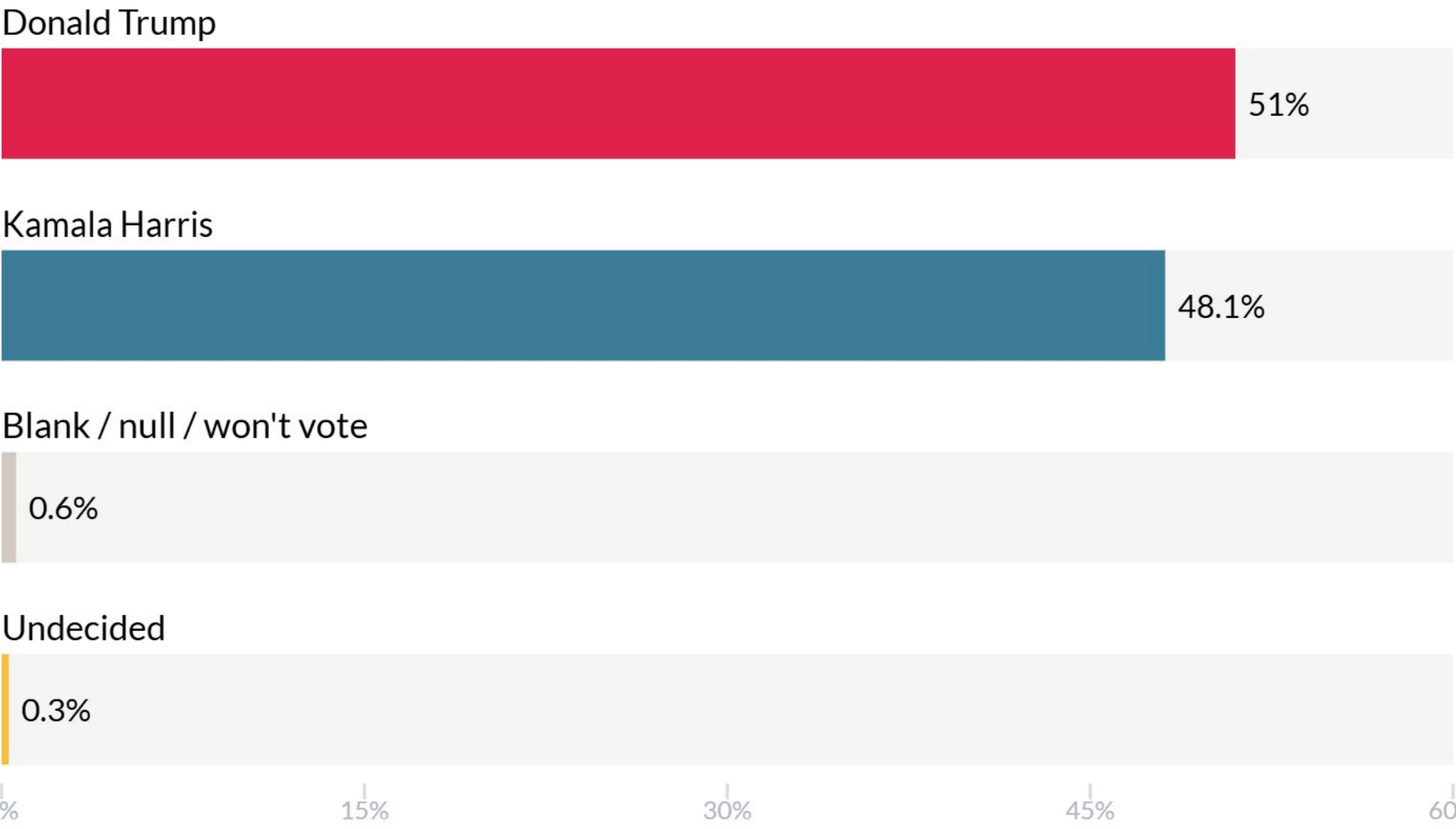


	Gender			Education		Age			
	Man	Woman	Other / prefer not to identify	College degree or higher	All other	18-29	30-44	45-64	65+
Donald Trump	<div></div> 48.9	<div></div> 53.1	<div></div> 16.2	<div></div> 37.6	<div></div> 65.2	<div></div> 54.7	<div></div> 36.3	<div></div> 55	<div></div> 52.7
Kamala Harris	<div></div> 48.3	<div></div> 46.9	<div></div> 81	<div></div> 59.8	<div></div> 34.7	<div></div> 45.3	<div></div> 61.2	<div></div> 42.8	<div></div> 47.2
Undecided	<div></div> 2	<div></div> 0	<div></div> 0	<div></div> 1.8	<div></div> 0.1	<div></div> 0	<div></div> 2.5	<div></div> 1.1	<div></div> 0.1
Chase Oliver	<div></div> 0.8	<div></div> 0	<div></div> 0	<div></div> 0.7	<div></div> 0	<div></div> 0	<div></div> 0	<div></div> 1	<div></div> 0
Jill Stein	<div></div> 0	<div></div> 0	<div></div> 0	<div></div> 0	<div></div> 0	<div></div> 0	<div></div> 0	<div></div> 0	<div></div> 0
Other	<div></div> 0	<div></div> 0	<div></div> 2.8	<div></div> 0.1	<div></div> 0	<div></div> 0	<div></div> 0	<div></div> 0.1	<div></div> 0

	Family Income			Race					Partisanship		
	Below \$50k	\$50k - \$100k	Above \$100k	Asian	Black	Hispanic	White	Other	Democrat	Republican	Independent
Donald Trump	<div></div> 57.6	<div></div> 53.5	<div></div> 42.4	<div></div> 60.8	<div></div> 46.2	<div></div> 39.5	<div></div> 51.7	<div></div> 45.9	<div></div> 9.2	<div></div> 94.4	<div></div> 65.6
Kamala Harris	<div></div> 42.4	<div></div> 45.9	<div></div> 54.3	<div></div> 39.2	<div></div> 53.8	<div></div> 51.4	<div></div> 47.3	<div></div> 52.8	<div></div> 90.8	<div></div> 4.9	<div></div> 27.9
Undecided	<div></div> 0	<div></div> 0.6	<div></div> 2.2	<div></div> 0	<div></div> 0	<div></div> 9.1	<div></div> 0.6	<div></div> 0	<div></div> 0	<div></div> 0.7	<div></div> 4.2
Chase Oliver	<div></div> 0	<div></div> 0	<div></div> 1	<div></div> 0	<div></div> 0	<div></div> 0	<div></div> 0.5	<div></div> 0	<div></div> 0	<div></div> 0	<div></div> 2.2
Jill Stein	<div></div> 0	<div></div> 0	<div></div> 0	<div></div> 0	<div></div> 0	<div></div> 0	<div></div> 0	<div></div> 0	<div></div> 0	<div></div> 0	<div></div> 0
Other	<div></div> 0	<div></div> 0	<div></div> 0.1	<div></div> 0	<div></div> 0	<div></div> 0	<div></div> 0	<div></div> 1.3	<div></div> 0	<div></div> 0	<div></div> 0.2

	Location type			2020 vote		
	Urban	Sub-urban	Rural	Joe Biden	Donald Trump	Other, don't remember, didn't vote
Donald Trump	<div></div> 39.5	<div></div> 49.2	<div></div> 63.9	<div></div> 9.8	<div></div> 98.3	<div></div> 54.6
Kamala Harris	<div></div> 59.6	<div></div> 49.1	<div></div> 34.7	<div></div> 89	<div></div> 1.1	<div></div> 37.2
Undecided	<div></div> 0.9	<div></div> 1	<div></div> 1.2	<div></div> 1.2	<div></div> 0.6	<div></div> 2.7
Chase Oliver	<div></div> 0	<div></div> 0.6	<div></div> 0	<div></div> 0	<div></div> 0	<div></div> 5.1
Jill Stein	<div></div> 0	<div></div> 0	<div></div> 0	<div></div> 0	<div></div> 0	<div></div> 0
Other	<div></div> 0	<div></div> 0	<div></div> 0.2	<div></div> 0	<div></div> 0	<div></div> 0.5

In a head to head race between Kamala Harris and Donald Trump, whom would you vote for?

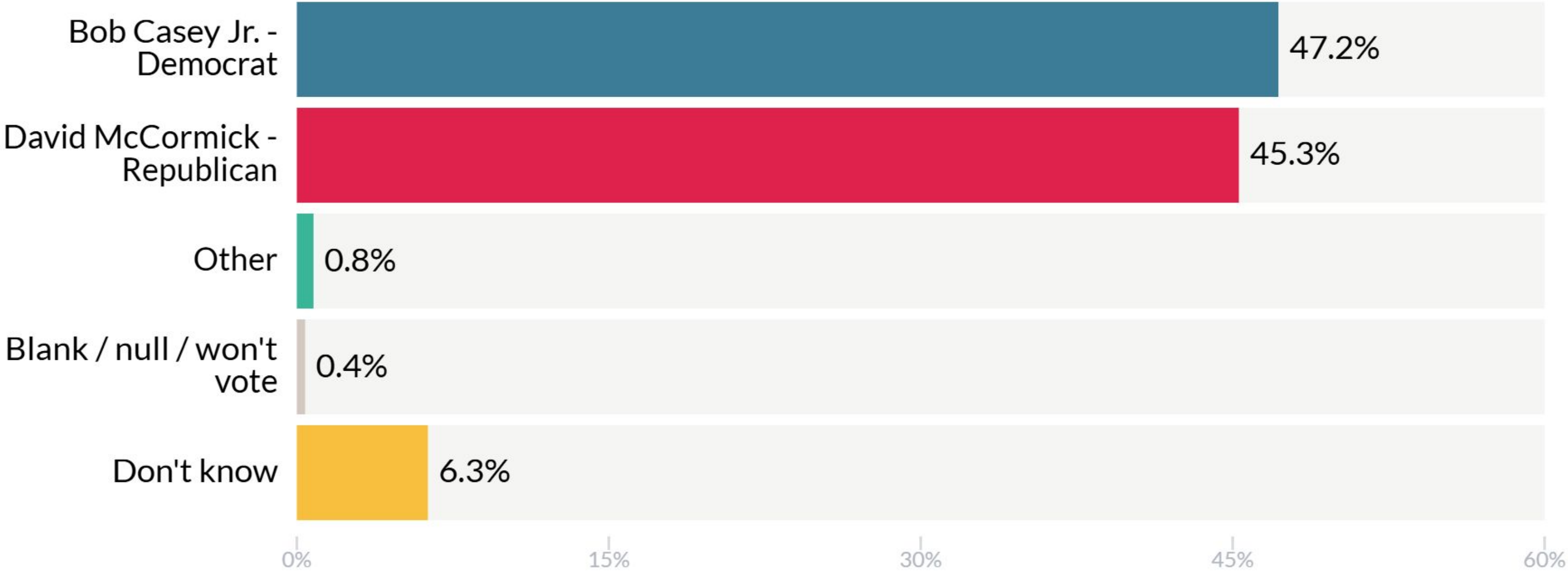


	Gender			Education		Age			
	Man	Woman	Other / prefer not to identify	College degree or higher	All other	18-29	30-44	45-64	65+
Donald Trump	<div><div></div></div> 49.8	<div><div></div></div> 53.1	<div><div></div></div> 16.2	<div><div></div></div> 38.5	<div><div></div></div> 65.2	<div><div></div></div> 54.2	<div><div></div></div> 38.8	<div><div></div></div> 55	<div><div></div></div> 52.7
Kamala Harris	<div><div></div></div> 48.5	<div><div></div></div> 46.9	<div><div></div></div> 81	<div><div></div></div> 60	<div><div></div></div> 34.7	<div><div></div></div> 45.8	<div><div></div></div> 61.2	<div><div></div></div> 42.8	<div><div></div></div> 47.2
Blank / null / won't vote	<div><div></div></div> 1.1	<div><div></div></div> 0	<div><div></div></div> 0	<div><div></div></div> 1	<div><div></div></div> 0	<div><div></div></div> 0	<div><div></div></div> 0	<div><div></div></div> 1.4	<div><div></div></div> 0
Undecided	<div><div></div></div> 0.6	<div><div></div></div> 0	<div><div></div></div> 2.8	<div><div></div></div> 0.5	<div><div></div></div> 0.1	<div><div></div></div> 0	<div><div></div></div> 0	<div><div></div></div> 0.7	<div><div></div></div> 0.1

	Family Income			Race					Partisanship		
	Below \$50k	\$50k - \$100k	Above \$100k	Asian	Black	Hispanic	White	Other	Democrat	Republican	Independent
Donald Trump	<div><div></div></div> 57.6	<div><div></div></div> 53.2	<div><div></div></div> 43.9	<div><div></div></div> 60.8	<div><div></div></div> 46.2	<div><div></div></div> 48.6	<div><div></div></div> 51.5	<div><div></div></div> 45.9	<div><div></div></div> 9.2	<div><div></div></div> 94.4	<div><div></div></div> 67.9
Kamala Harris	<div><div></div></div> 42.4	<div><div></div></div> 46.2	<div><div></div></div> 54.3	<div><div></div></div> 39.2	<div><div></div></div> 53.8	<div><div></div></div> 51.4	<div><div></div></div> 47.4	<div><div></div></div> 52.8	<div><div></div></div> 90.8	<div><div></div></div> 4.9	<div><div></div></div> 28.4
Blank / null / won't vote	<div><div></div></div> 0	<div><div></div></div> 0.6	<div><div></div></div> 1	<div><div></div></div> 0	<div><div></div></div> 0	<div><div></div></div> 0	<div><div></div></div> 0.7	<div><div></div></div> 0	<div><div></div></div> 0	<div><div></div></div> 0	<div><div></div></div> 3.3
Undecided	<div><div></div></div> 0	<div><div></div></div> 0	<div><div></div></div> 0.8	<div><div></div></div> 0	<div><div></div></div> 0	<div><div></div></div> 0	<div><div></div></div> 0.3	<div><div></div></div> 1.3	<div><div></div></div> 0	<div><div></div></div> 0.7	<div><div></div></div> 0.4

	Location type			2020 vote		
	Urban	Sub-urban	Rural	Joe Biden	Donald Trump	Other, don't remember, didn't vote
Donald Trump	<div><div></div></div> 39.1	<div><div></div></div> 50.2	<div><div></div></div> 63.9	<div><div></div></div> 10.9	<div><div></div></div> 98.3	<div><div></div></div> 53.4
Kamala Harris	<div><div></div></div> 60	<div><div></div></div> 49.1	<div><div></div></div> 34.7	<div><div></div></div> 89	<div><div></div></div> 1.1	<div><div></div></div> 38.3
Blank / null / won't vote	<div><div></div></div> 0.9	<div><div></div></div> 0.6	<div><div></div></div> 0	<div><div></div></div> 0	<div><div></div></div> 0	<div><div></div></div> 7.8
Undecided	<div><div></div></div> 0	<div><div></div></div> 0	<div><div></div></div> 1.4	<div><div></div></div> 0.1	<div><div></div></div> 0.6	<div><div></div></div> 0.5

Whom will you vote for in the United States Senate election in Pennsylvania?



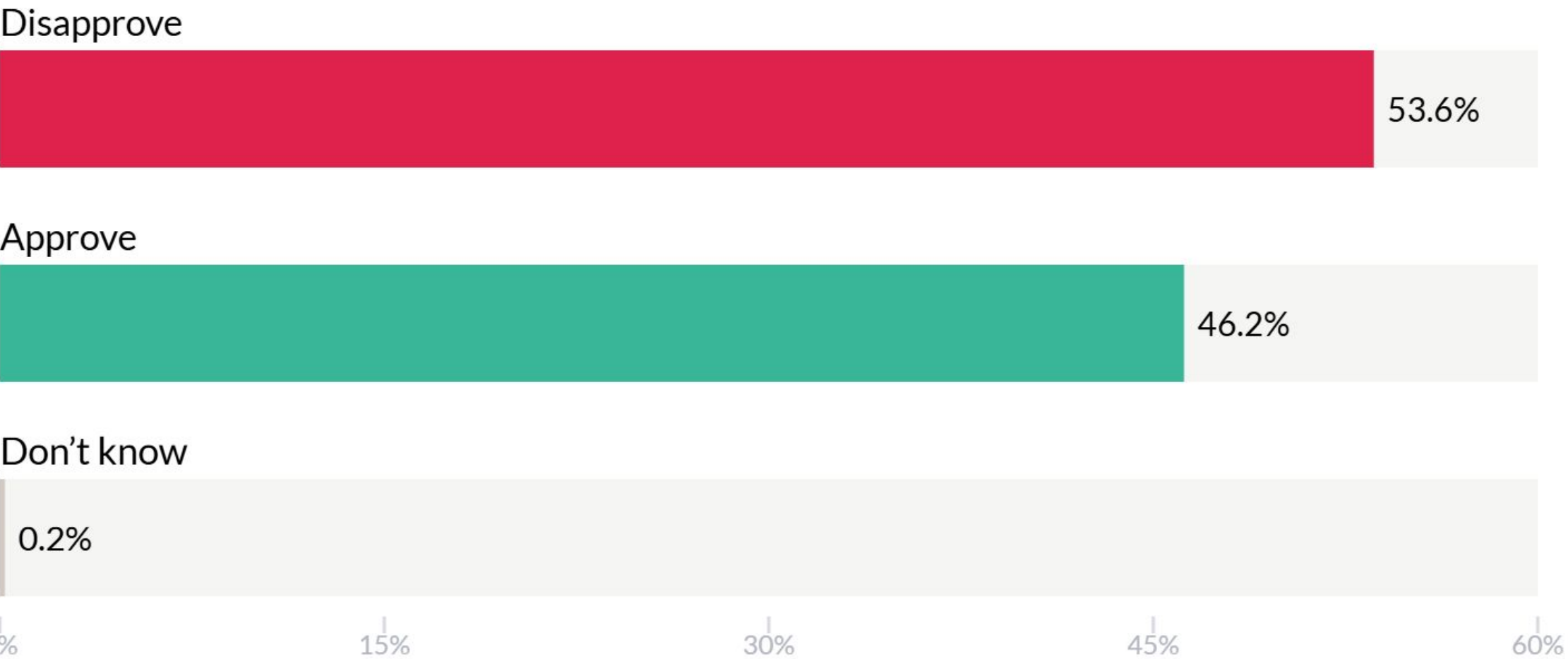
	Gender			Education		Age			
	Man	Woman	Other / prefer not to identify	College degree or higher	All other	18-29	30-44	45-64	65+
Bob Casey Jr. - Democrat	<div></div> 45.8	<div></div> 47.8	<div></div> 77.7	<div></div> 59.7	<div></div> 33.1	<div></div> 45.2	<div></div> 55.7	<div></div> 42.5	<div></div> 49.2
David McCormick - Republican	<div></div> 42.5	<div></div> 48.8	<div></div> 15.3	<div></div> 34.9	<div></div> 57.1	<div></div> 46.3	<div></div> 36.3	<div></div> 47.3	<div></div> 49
Other	<div></div> 1.7	<div></div> 0	<div></div> 2.8	<div></div> 1.4	<div></div> 0.3	<div></div> 0.8	<div></div> 0	<div></div> 1.8	<div></div> 0
Blank / null / won't vote	<div></div> 0.3	<div></div> 0.5	<div></div> 0	<div></div> 0.5	<div></div> 0.3	<div></div> 0.5	<div></div> 0	<div></div> 0.1	<div></div> 1.2
Don't know	<div></div> 9.7	<div></div> 2.9	<div></div> 4.2	<div></div> 3.6	<div></div> 9.2	<div></div> 7.2	<div></div> 8.1	<div></div> 8.3	<div></div> 0.7

	Family Income			Race					Partisanship		
	Below \$50k	\$50k - \$100k	Above \$100k	Asian	Black	Hispanic	White	Other	Democrat	Republican	Independent
Bob Casey Jr. - Democrat	<div></div> 43.9	<div></div> 45.3	<div></div> 51.4	<div></div> 39.2	<div></div> 53.8	<div></div> 51.4	<div></div> 47.1	<div></div> 27.8	<div></div> 89.2	<div></div> 6	<div></div> 24.8
David McCormick - Republican	<div></div> 47.2	<div></div> 48	<div></div> 41.7	<div></div> 60.8	<div></div> 38	<div></div> 20.2	<div></div> 47.7	<div></div> 39.2	<div></div> 5.3	<div></div> 87	<div></div> 60.9
Other	<div></div> 0	<div></div> 1.5	<div></div> 1.1	<div></div> 0	<div></div> 0	<div></div> 0	<div></div> 0.8	<div></div> 6.4	<div></div> 0	<div></div> 0.3	<div></div> 4.4
Blank / null / won't vote	<div></div> 0	<div></div> 0.4	<div></div> 0.7	<div></div> 0	<div></div> 0	<div></div> 0	<div></div> 0.4	<div></div> 1.7	<div></div> 0.2	<div></div> 0.5	<div></div> 0.7
Don't know	<div></div> 8.9	<div></div> 4.7	<div></div> 5.1	<div></div> 0	<div></div> 8.2	<div></div> 28.4	<div></div> 3.9	<div></div> 25	<div></div> 5.3	<div></div> 6.1	<div></div> 9.2

	Location type			2020 vote		
	Urban	Sub-urban	Rural	Joe Biden	Donald Trump	Other, don't remember, didn't vote
Bob Casey Jr. - Democrat	<div></div> 60.1	<div></div> 47.9	<div></div> 33.8	<div></div> 86.4	<div></div> 2.4	<div></div> 36.8
David McCormick - Republican	<div></div> 28.9	<div></div> 45.6	<div></div> 59	<div></div> 6.6	<div></div> 92.2	<div></div> 40
Other	<div></div> 1.6	<div></div> 0.6	<div></div> 0.7	<div></div> 0.5	<div></div> 0	<div></div> 8.3
Blank / null / won't vote	<div></div> 0.4	<div></div> 0.4	<div></div> 0.4	<div></div> 0.2	<div></div> 0.6	<div></div> 1.2
Don't know	<div></div> 8.9	<div></div> 5.5	<div></div> 6	<div></div> 6.4	<div></div> 4.9	<div></div> 13.7

## 2.2. Presidential Approval

Do you approve or disapprove of Joe Biden’s performance as president of the United States?

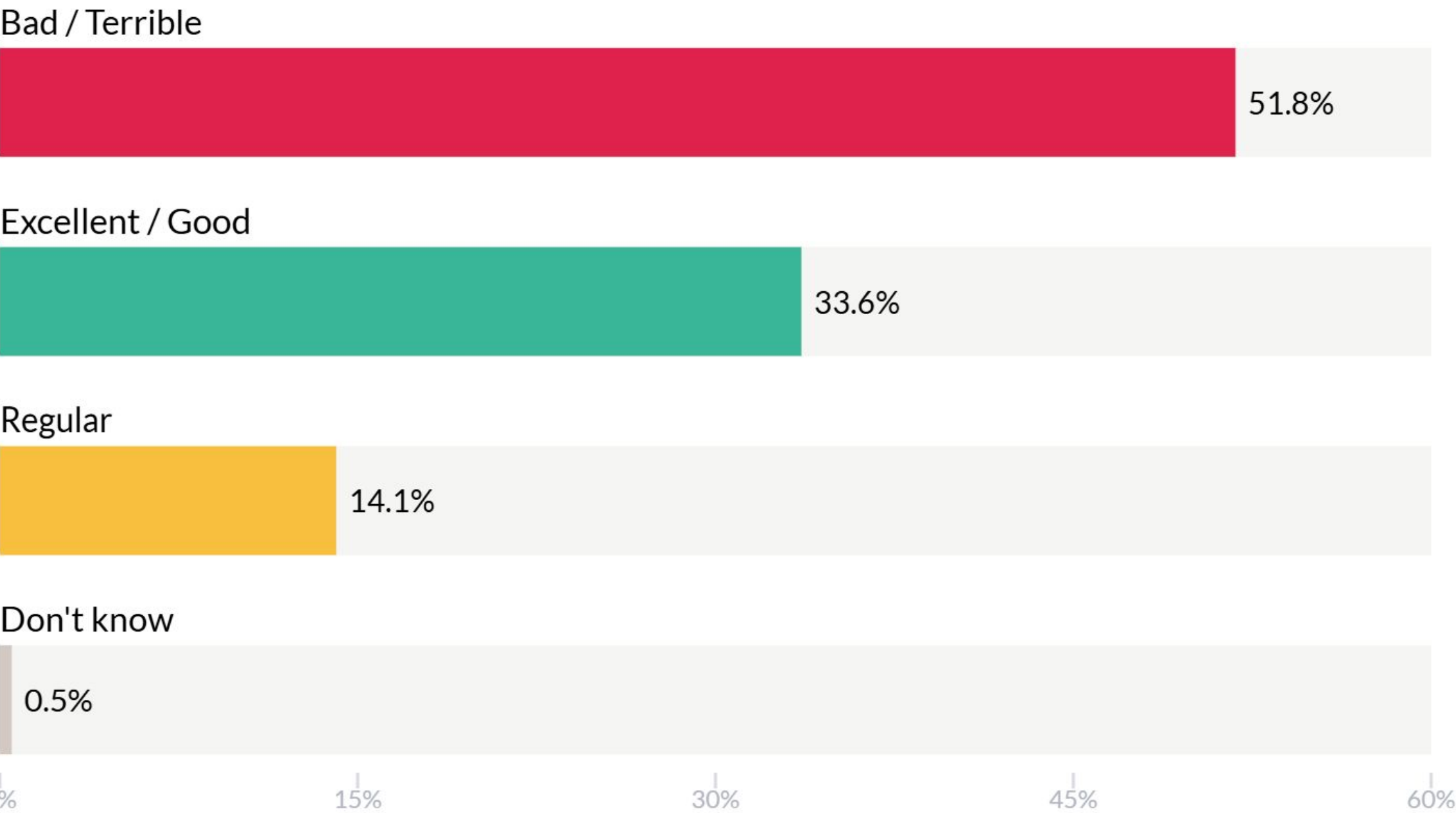


	Gender			Education		Age			
	Man	Woman	Other / prefer not to identify	College degree or higher	All other	18-29	30-44	45-64	65+
Disapprove	<div></div> 54.8	<div></div> 53.1	<div></div> 29.3	<div></div> 40.3	<div></div> 68.7	<div></div> 59.2	<div></div> 38.8	<div></div> 57	<div></div> 56.9
Approve	<div></div> 44.9	<div></div> 46.9	<div></div> 67.1	<div></div> 59.6	<div></div> 31	<div></div> 40.6	<div></div> 61.2	<div></div> 42.8	<div></div> 42.8
Don't know	<div></div> 0.3	<div></div> 0	<div></div> 3.6	<div></div> 0.1	<div></div> 0.3	<div></div> 0.3	<div></div> 0	<div></div> 0.2	<div></div> 0.3

	Family Income			Race					Partisanship		
	Below \$50k	\$50k - \$100k	Above \$100k	Asian	Black	Hispanic	White	Other	Democrat	Republican	Independent
Disapprove	<div></div> 60.7	<div></div> 55	<div></div> 46.8	<div></div> 60.8	<div></div> 46.2	<div></div> 51.6	<div></div> 54.6	<div></div> 45.9	<div></div> 13.1	<div></div> 95.1	<div></div> 71.5
Approve	<div></div> 39.3	<div></div> 44.8	<div></div> 52.9	<div></div> 36.3	<div></div> 53.8	<div></div> 48.4	<div></div> 45.3	<div></div> 52.3	<div></div> 86.8	<div></div> 4.6	<div></div> 28.4
Don't know	<div></div> 0	<div></div> 0.2	<div></div> 0.3	<div></div> 2.9	<div></div> 0	<div></div> 0	<div></div> 0.1	<div></div> 1.7	<div></div> 0.2	<div></div> 0.2	<div></div> 0.2

	Location type			2020 vote		
	Urban	Sub-urban	Rural	Joe Biden	Donald Trump	Other, don't remember, didn't vote
Disapprove	<div></div> 45.7	<div></div> 51	<div></div> 67.7	<div></div> 12.1	<div></div> 98.9	<div></div> 77.7
Approve	<div></div> 54.1	<div></div> 48.8	<div></div> 32.1	<div></div> 87.7	<div></div> 1.1	<div></div> 21
Don't know	<div></div> 0.2	<div></div> 0.2	<div></div> 0.2	<div></div> 0.2	<div></div> 0	<div></div> 1.3

How do you evaluate Joe Biden's performance as President?



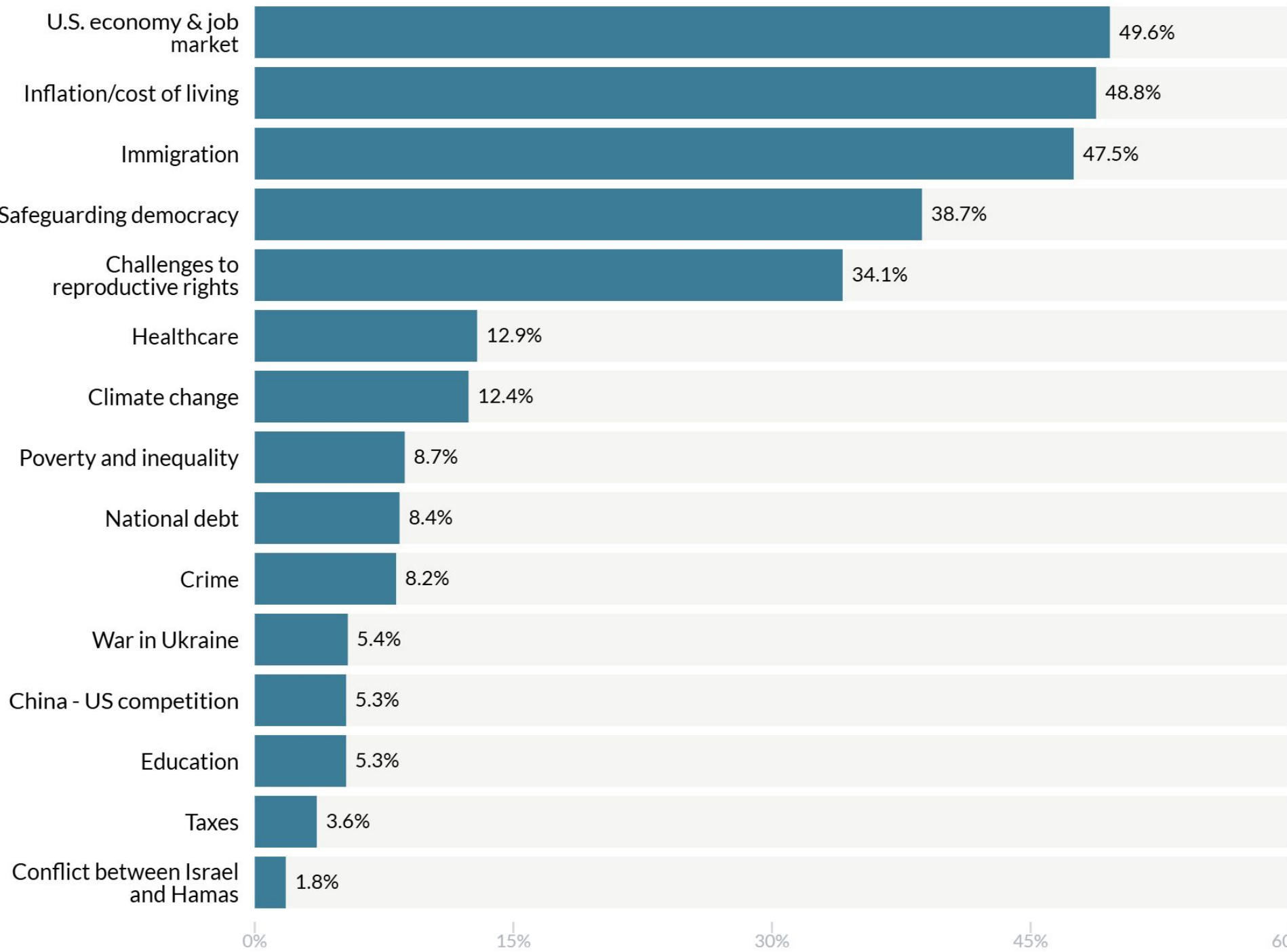
	Gender			Education		Age			
	Man	Woman	Other / prefer not to identify	College degree or higher	All other	18-29	30-44	45-64	65+
Bad / Terrible	<div></div> 52.2	<div></div> 52.2	<div></div> 19.5	<div></div> 39.4	<div></div> 65.8	<div></div> 56.7	<div></div> 38.8	<div></div> 56	<div></div> 52.4
Excellent / Good	<div></div> 31.2	<div></div> 36	<div></div> 31.5	<div></div> 43.2	<div></div> 22.8	<div></div> 17.1	<div></div> 42.8	<div></div> 33.5	<div></div> 38.1
Regular	<div></div> 16.5	<div></div> 11	<div></div> 45.4	<div></div> 16.7	<div></div> 11.2	<div></div> 26.2	<div></div> 18.5	<div></div> 9.4	<div></div> 9.4
Don't know	<div></div> 0.1	<div></div> 0.8	<div></div> 3.6	<div></div> 0.7	<div></div> 0.2	<div></div> 0	<div></div> 0	<div></div> 1.1	<div></div> 0.1

	Family Income			Race					Partisanship		
	Below \$50k	\$50k - \$100k	Above \$100k	Asian	Black	Hispanic	White	Other	Democrat	Republican	Independent
Bad / Terrible	<div></div> 57.6	<div></div> 52.9	<div></div> 46.1	<div></div> 60.8	<div></div> 46.2	<div></div> 43.4	<div></div> 52.9	<div></div> 45.9	<div></div> 9.9	<div></div> 93.8	<div></div> 72
Excellent / Good	<div></div> 34.1	<div></div> 31.9	<div></div> 34.6	<div></div> 30.5	<div></div> 52	<div></div> 24.1	<div></div> 32.4	<div></div> 40.1	<div></div> 64.5	<div></div> 3.7	<div></div> 16.3
Regular	<div></div> 8.3	<div></div> 13.9	<div></div> 19.2	<div></div> 8.6	<div></div> 1.8	<div></div> 27.3	<div></div> 14.7	<div></div> 12.2	<div></div> 25.6	<div></div> 1.4	<div></div> 11.5
Don't know	<div></div> 0	<div></div> 1.3	<div></div> 0.2	<div></div> 0	<div></div> 0	<div></div> 5.2	<div></div> 0	<div></div> 1.7	<div></div> 0	<div></div> 1.1	<div></div> 0.2

	Location type			2020 vote		
	Urban	Sub-urban	Rural	Joe Biden	Donald Trump	Other, don't remember, didn't vote
Bad / Terrible	<div></div> 40.4	<div></div> 49.9	<div></div> 66.8	<div></div> 11.5	<div></div> 98.8	<div></div> 57.2
Excellent / Good	<div></div> 36.9	<div></div> 35.8	<div></div> 25.5	<div></div> 65.9	<div></div> 0	<div></div> 5.3
Regular	<div></div> 22.7	<div></div> 13.5	<div></div> 7.7	<div></div> 22.5	<div></div> 1.2	<div></div> 31.6
Don't know	<div></div> 0	<div></div> 0.8	<div></div> 0	<div></div> 0.1	<div></div> 0	<div></div> 6

## 2.3. Key Topics

In your opinion, what are the greatest challenges the United States faces today?



	Gender			Education		Age				Family Income		
	Man	Woman	Other / prefer not to identify	College degree or higher	All other	18-29	30-44	45-64	65+	Below \$50k	\$50k - \$100k	Above \$100k
U.S. economy & job market	<div></div> 55.4	<div></div> 44.8	<div></div> 13.2	<div></div> 42.1	<div></div> 58.1	<div></div> 47.3	<div></div> 52.3	<div></div> 48	<div></div> 51.4	<div></div> 55.8	<div></div> 45.3	<div></div> 47.8
Inflation/cost of living	<div></div> 49.9	<div></div> 47.8	<div></div> 42.1	<div></div> 44.4	<div></div> 53.7	<div></div> 50.3	<div></div> 56.9	<div></div> 44.3	<div></div> 47.8	<div></div> 42.6	<div></div> 61.8	<div></div> 43.8
Immigration	<div></div> 44.5	<div></div> 51.2	<div></div> 17.7	<div></div> 36.3	<div></div> 60.3	<div></div> 45.5	<div></div> 29.1	<div></div> 52.5	<div></div> 56.9	<div></div> 46.9	<div></div> 55.3	<div></div> 41.9
Safeguarding democracy	<div></div> 38.8	<div></div> 38.3	<div></div> 50.5	<div></div> 43.5	<div></div> 33.2	<div></div> 40.7	<div></div> 28.4	<div></div> 41	<div></div> 42.3	<div></div> 42	<div></div> 41.1	<div></div> 33.9
Challenges to reproductive rights	<div></div> 29	<div></div> 38	<div></div> 74.4	<div></div> 45.8	<div></div> 20.9	<div></div> 22.4	<div></div> 48.6	<div></div> 32	<div></div> 33.6	<div></div> 28.7	<div></div> 31	<div></div> 41
Healthcare	<div></div> 8.9	<div></div> 16.6	<div></div> 17.3	<div></div> 18.8	<div></div> 6.2	<div></div> 6.6	<div></div> 27.6	<div></div> 10.2	<div></div> 9.1	<div></div> 12.7	<div></div> 7.8	<div></div> 17.1
Climate change	<div></div> 11.4	<div></div> 13.5	<div></div> 10.4	<div></div> 15.7	<div></div> 8.8	<div></div> 20.5	<div></div> 7.5	<div></div> 10.5	<div></div> 14.2	<div></div> 17.2	<div></div> 12.2	<div></div> 8.7
Poverty and inequality	<div></div> 7.4	<div></div> 10.2	<div></div> 4.9	<div></div> 12	<div></div> 5	<div></div> 2.2	<div></div> 10.4	<div></div> 11.2	<div></div> 8.1	<div></div> 11.6	<div></div> 3.1	<div></div> 10.8
National debt	<div></div> 10.2	<div></div> 6.8	<div></div> 4.4	<div></div> 8.7	<div></div> 8.1	<div></div> 7.8	<div></div> 8	<div></div> 10.5	<div></div> 5.8	<div></div> 7	<div></div> 6.1	<div></div> 11.4
Crime	<div></div> 4.9	<div></div> 11.4	<div></div> 4	<div></div> 3.2	<div></div> 13.7	<div></div> 3.4	<div></div> 6.3	<div></div> 9.7	<div></div> 10.7	<div></div> 10.5	<div></div> 4.6	<div></div> 8.9
War in Ukraine	<div></div> 6.5	<div></div> 4.4	<div></div> 6.6	<div></div> 4.7	<div></div> 6.3	<div></div> 9.6	<div></div> 6.5	<div></div> 3	<div></div> 5.6	<div></div> 3.6	<div></div> 5.1	<div></div> 7.3
China - US competition	<div></div> 9.7	<div></div> 1	<div></div> 5.4	<div></div> 6.5	<div></div> 4	<div></div> 17.7	<div></div> 3.4	<div></div> 2.7	<div></div> 2.5	<div></div> 2.6	<div></div> 5.2	<div></div> 7.6
Education	<div></div> 3.8	<div></div> 6.3	<div></div> 25.3	<div></div> 6.8	<div></div> 3.7	<div></div> 6.3	<div></div> 6.7	<div></div> 6.6	<div></div> 1.1	<div></div> 4.4	<div></div> 4.7	<div></div> 6.6
Taxes	<div></div> 5.3	<div></div> 2.1	<div></div> 2.9	<div></div> 2.8	<div></div> 4.6	<div></div> 0.8	<div></div> 4	<div></div> 5	<div></div> 2.9	<div></div> 1.6	<div></div> 4.9	<div></div> 4.2
Conflict between Israel and Hamas	<div></div> 2.4	<div></div> 0.9	<div></div> 16.6	<div></div> 1.2	<div></div> 2.6	<div></div> 6	<div></div> 0	<div></div> 0.7	<div></div> 2.4	<div></div> 3.1	<div></div> 0.7	<div></div> 1.7

	Race					Partisanship			Location type			2020 vote		
	Asian	Black	Hispanic	White	Other	Democrat	Republican	Independent	Urban	Sub-urban	Rural	Joe Biden	Donald Trump	Other, don't remember, didn't vote
U.S. economy & job market	<div></div> 37.6	<div></div> 75	<div></div> 38.4	<div></div> 48.2	<div></div> 38.8	<div></div> 27.1	<div></div> 73.7	<div></div> 57.5	<div></div> 42.5	<div></div> 50	<div></div> 55.2	<div></div> 26.5	<div></div> 76.2	<div></div> 54.7
Inflation/cost of living	<div></div> 81.5	<div></div> 29.6	<div></div> 52.7	<div></div> 50.3	<div></div> 36.3	<div></div> 33	<div></div> 67.6	<div></div> 49.1	<div></div> 51.3	<div></div> 46.7	<div></div> 51.4	<div></div> 30	<div></div> 67.9	<div></div> 67.2
Immigration	<div></div> 52.1	<div></div> 39.1	<div></div> 48.6	<div></div> 48.2	<div></div> 45.4	<div></div> 12.8	<div></div> 82.8	<div></div> 63.6	<div></div> 33.3	<div></div> 48	<div></div> 59.2	<div></div> 15.1	<div></div> 86.7	<div></div> 44.2
Safeguarding democracy	<div></div> 45.7	<div></div> 44.9	<div></div> 48.4	<div></div> 37.4	<div></div> 32.6	<div></div> 61	<div></div> 11.1	<div></div> 38.7	<div></div> 54	<div></div> 33.7	<div></div> 38.1	<div></div> 64.8	<div></div> 10.3	<div></div> 22.1
Challenges to reproductive rights	<div></div> 0	<div></div> 53.8	<div></div> 27.3	<div></div> 33.4	<div></div> 25.6	<div></div> 66.1	<div></div> 4.5	<div></div> 13.2	<div></div> 32.2	<div></div> 37.8	<div></div> 26	<div></div> 61.1	<div></div> 2.4	<div></div> 31.5
Healthcare	<div></div> 30.5	<div></div> 22.8	<div></div> 5.2	<div></div> 12.3	<div></div> 1.3	<div></div> 21.9	<div></div> 4.6	<div></div> 7	<div></div> 9.8	<div></div> 16.2	<div></div> 7	<div></div> 22.7	<div></div> 1.9	<div></div> 8.4
Climate change	<div></div> 0	<div></div> 3	<div></div> 8.6	<div></div> 14.2	<div></div> 10.1	<div></div> 23.1	<div></div> 0.4	<div></div> 10.3	<div></div> 11.7	<div></div> 12.9	<div></div> 12.1	<div></div> 23.7	<div></div> 0	<div></div> 6.7
Poverty and inequality	<div></div> 3.3	<div></div> 6.7	<div></div> 0	<div></div> 9.9	<div></div> 2.8	<div></div> 13.6	<div></div> 3.4	<div></div> 7.2	<div></div> 7	<div></div> 9.8	<div></div> 7.7	<div></div> 14.7	<div></div> 2.4	<div></div> 4.1
National debt	<div></div> 0	<div></div> 10	<div></div> 6.4	<div></div> 8.3	<div></div> 12.8	<div></div> 5.8	<div></div> 10.1	<div></div> 11.8	<div></div> 3.3	<div></div> 9.7	<div></div> 9.5	<div></div> 5.9	<div></div> 11.8	<div></div> 5.8
Crime	<div></div> 12.9	<div></div> 0	<div></div> 0	<div></div> 9.3	<div></div> 17.2	<div></div> 1.9	<div></div> 17.5	<div></div> 4.4	<div></div> 5.5	<div></div> 8.2	<div></div> 10.5	<div></div> 1.7	<div></div> 14.9	<div></div> 13.5
War in Ukraine	<div></div> 0	<div></div> 0	<div></div> 5.2	<div></div> 5.3	<div></div> 28.6	<div></div> 6.7	<div></div> 3.6	<div></div> 6.2	<div></div> 3.8	<div></div> 5.9	<div></div> 5.8	<div></div> 7.1	<div></div> 3.3	<div></div> 7.2
China - US competition	<div></div> 5.2	<div></div> 0	<div></div> 9.4	<div></div> 4.6	<div></div> 31.8	<div></div> 4.6	<div></div> 5.4	<div></div> 7.8	<div></div> 3.8	<div></div> 7.2	<div></div> 1.5	<div></div> 4.3	<div></div> 6.8	<div></div> 3.9
Education	<div></div> 0	<div></div> 0	<div></div> 0	<div></div> 6.6	<div></div> 0.8	<div></div> 8.4	<div></div> 3.8	<div></div> 0.3	<div></div> 5.8	<div></div> 6.2	<div></div> 2.6	<div></div> 7.7	<div></div> 3.3	<div></div> 0.8
Taxes	<div></div> 16.6	<div></div> 0.8	<div></div> 1.6	<div></div> 3.6	<div></div> 10.9	<div></div> 1.4	<div></div> 4.7	<div></div> 7.3	<div></div> 3.7	<div></div> 3.7	<div></div> 3.5	<div></div> 1.6	<div></div> 5.3	<div></div> 7.8
Conflict between Israel and Hamas	<div></div> 0	<div></div> 0	<div></div> 0	<div></div> 2.2	<div></div> 3	<div></div> 2.7	<div></div> 0.8	<div></div> 1.8	<div></div> 1.9	<div></div> 1.4	<div></div> 2.9	<div></div> 2.7	<div></div> 0.6	<div></div> 3.6

ATLAS POLL

09/20/2024-09/25/2024

# Wisconsin

US Presidential Election 2024

# 1. Methodology and sample profile

Target population  
**Likely voters in Wisconsin**

Sample size  
**1,077 respondents**

Methodology  
**Random Digital Recruitment (Atlas RDR)**

Margin of error  
**±3 p.p.**

Confidence level for estimation of the margin of error  
**95%**

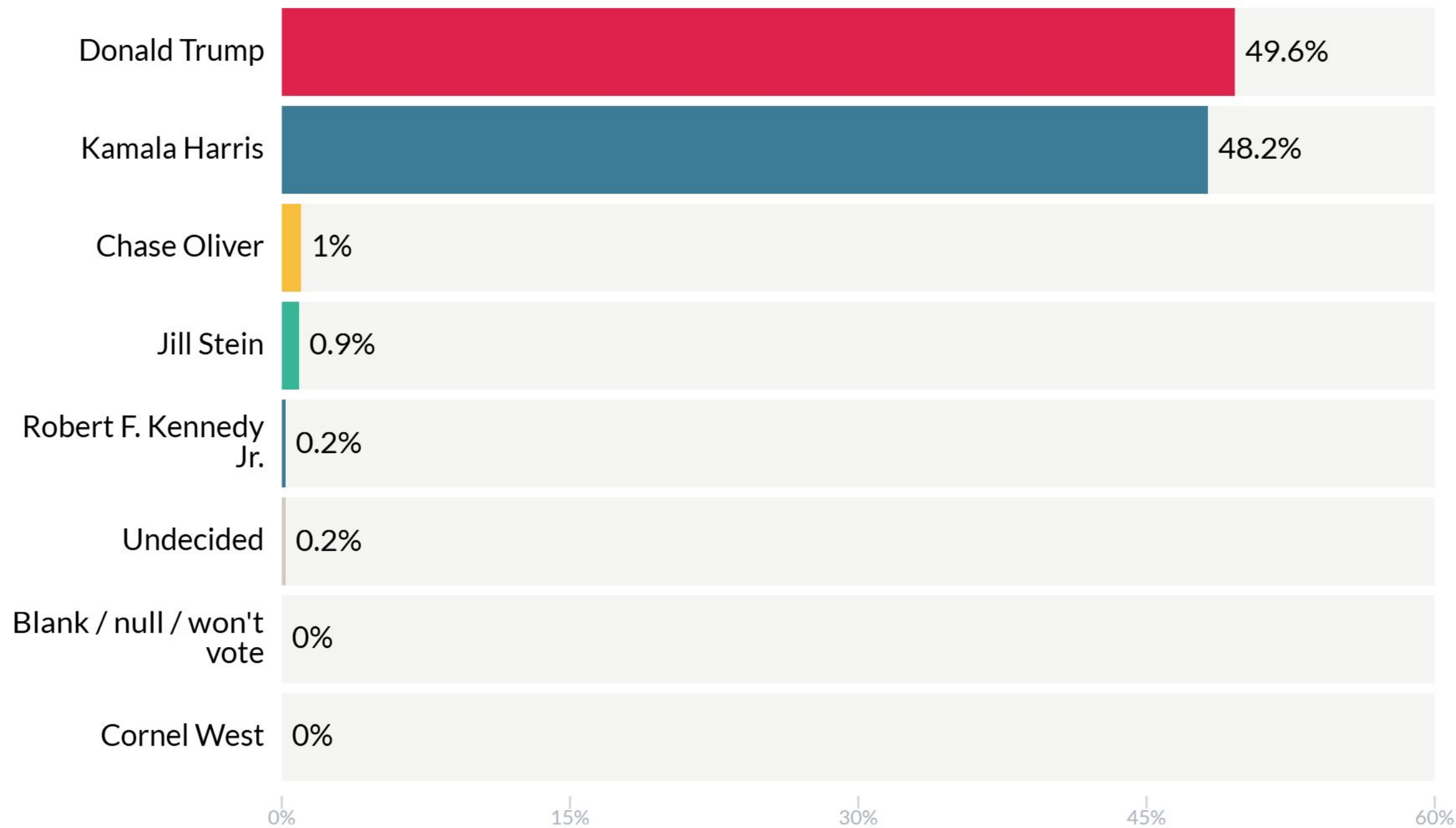
Polling Period  
**09/20/2024 - 09/25/2024**

Gender		Age	
Female	54.5%	18 - 29	13.4%
Male	44.8%	30 - 44	22.8%
Other / prefer not to identify	0.7%	45 - 64	40.3%
		65+	23.4%
Yearly household income		Education Level	
Below \$50k	32.8%	College degree or higher	47.2%
\$50k - \$100k	36%	All other	52.8%
Above \$100k	31.2%		
Partisanship		Region	
Democrat	36%	Suburban	41.8%
Republican	34.3%	Urban	27.7%
Independent	29.7%	Rural	30.5%
		Race	
		White	86.6%
		Black	6.4%
		Hispanic	3.4%
		Asian	1%
		Other	2.7%

## 2. Results

## 2.1. Presidential and Senate Elections

For which of these candidates on the Wisconsin ballot will you vote for in the upcoming presidential election?

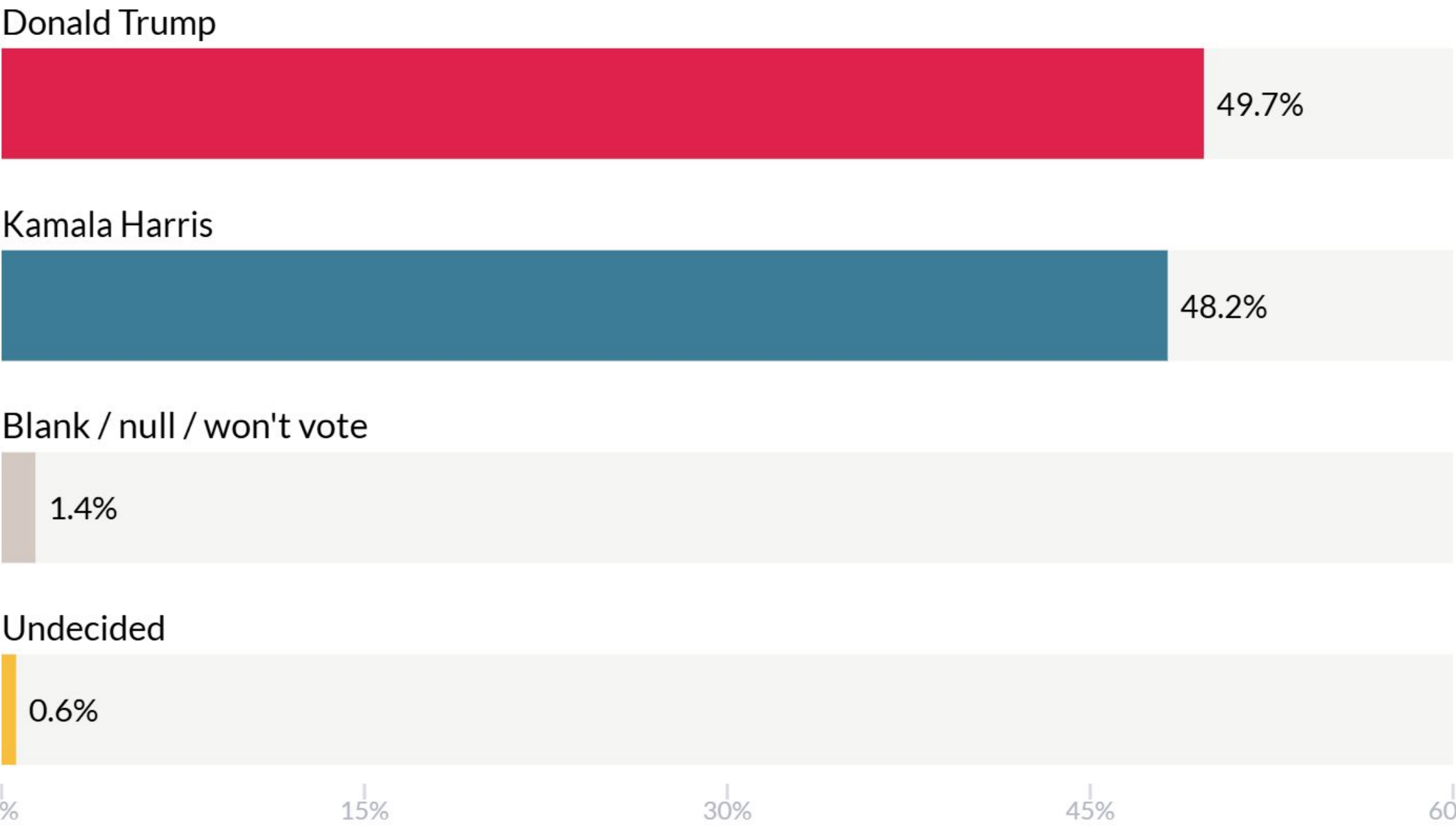


	Gender			Education		Age			
	Man	Woman	Other / prefer not to identify	College degree or higher	All other	18-29	30-44	45-64	65+
Donald Trump	<div></div> 54.1	<div></div> 45.5	<div></div> 73.1	<div></div> 39.5	<div></div> 58.5	<div></div> 54.1	<div></div> 40.7	<div></div> 52.4	<div></div> 50.5
Kamala Harris	<div></div> 42.6	<div></div> 53	<div></div> 26.9	<div></div> 59.7	<div></div> 37.9	<div></div> 45	<div></div> 53.3	<div></div> 45.7	<div></div> 49.5
Chase Oliver	<div></div> 2.3	<div></div> 0	<div></div> 0	<div></div> 0.1	<div></div> 1.9	<div></div> 0.3	<div></div> 4.4	<div></div> 0	<div></div> 0
Jill Stein	<div></div> 0.2	<div></div> 1.4	<div></div> 0	<div></div> 0	<div></div> 1.6	<div></div> 0.6	<div></div> 0	<div></div> 1.9	<div></div> 0
Robert F. Kennedy Jr.	<div></div> 0.4	<div></div> 0	<div></div> 0	<div></div> 0.4	<div></div> 0	<div></div> 0	<div></div> 0.8	<div></div> 0	<div></div> 0
Undecided	<div></div> 0.4	<div></div> 0	<div></div> 0	<div></div> 0.4	<div></div> 0	<div></div> 0	<div></div> 0.8	<div></div> 0	<div></div> 0
Blank / null / won't vote	<div></div> 0	<div></div> 0	<div></div> 0	<div></div> 0	<div></div> 0	<div></div> 0	<div></div> 0	<div></div> 0	<div></div> 0
Other	<div></div> 0	<div></div> 0	<div></div> 0	<div></div> 0	<div></div> 0	<div></div> 0	<div></div> 0	<div></div> 0	<div></div> 0

	Family Income			Race					Partisanship		
	Below \$50k	\$50k - \$100k	Above \$100k	Asian	Black	Hispanic	White	Other	Democrat	Republican	Independent
Donald Trump	<div></div> 43.7	<div></div> 49.5	<div></div> 55.7	<div></div> 37.6	<div></div> 23	<div></div> 69.5	<div></div> 50.5	<div></div> 66.3	<div></div> 2	<div></div> 93.4	<div></div> 56.3
Kamala Harris	<div></div> 52.9	<div></div> 48.2	<div></div> 43.1	<div></div> 58.3	<div></div> 75.7	<div></div> 30.5	<div></div> 47	<div></div> 33.7	<div></div> 97	<div></div> 6.6	<div></div> 37.1
Chase Oliver	<div></div> 3.1	<div></div> 0.1	<div></div> 0	<div></div> 4.1	<div></div> 0	<div></div> 0	<div></div> 1.2	<div></div> 0	<div></div> 0.1	<div></div> 0	<div></div> 3.4
Jill Stein	<div></div> 0.3	<div></div> 2.2	<div></div> 0	<div></div> 0	<div></div> 1.3	<div></div> 0	<div></div> 0.9	<div></div> 0	<div></div> 0.9	<div></div> 0	<div></div> 1.9
Robert F. Kennedy Jr.	<div></div> 0	<div></div> 0	<div></div> 0.6	<div></div> 0	<div></div> 0	<div></div> 0	<div></div> 0.2	<div></div> 0	<div></div> 0	<div></div> 0	<div></div> 0.6
Undecided	<div></div> 0	<div></div> 0	<div></div> 0.6	<div></div> 0	<div></div> 0	<div></div> 0	<div></div> 0.2	<div></div> 0	<div></div> 0	<div></div> 0	<div></div> 0.6
Blank / null / won't vote	<div></div> 0	<div></div> 0	<div></div> 0	<div></div> 0	<div></div> 0	<div></div> 0	<div></div> 0	<div></div> 0	<div></div> 0	<div></div> 0	<div></div> 0
Other	<div></div> 0	<div></div> 0	<div></div> 0	<div></div> 0	<div></div> 0	<div></div> 0	<div></div> 0	<div></div> 0	<div></div> 0	<div></div> 0	<div></div> 0

	Location type			2020 vote		
	Urban	Sub-urban	Rural	Joe Biden	Donald Trump	Other, don't remember, didn't vote
Donald Trump	<div></div> 47.7	<div></div> 50.9	<div></div> 49.2	<div></div> 8	<div></div> 95.7	<div></div> 34.4
Kamala Harris	<div></div> 52	<div></div> 46.2	<div></div> 47.6	<div></div> 90	<div></div> 4.3	<div></div> 50.1
Chase Oliver	<div></div> 0	<div></div> 2.4	<div></div> 0.1	<div></div> 0	<div></div> 0	<div></div> 12.5
Jill Stein	<div></div> 0.3	<div></div> 0	<div></div> 2.5	<div></div> 1.7	<div></div> 0	<div></div> 1
Robert F. Kennedy Jr.	<div></div> 0	<div></div> 0	<div></div> 0.6	<div></div> 0	<div></div> 0	<div></div> 2.1
Undecided	<div></div> 0	<div></div> 0.4	<div></div> 0	<div></div> 0.4	<div></div> 0	<div></div> 0
Blank / null / won't vote	<div></div> 0	<div></div> 0	<div></div> 0	<div></div> 0	<div></div> 0	<div></div> 0
Other	<div></div> 0	<div></div> 0	<div></div> 0	<div></div> 0	<div></div> 0	<div></div> 0

In a head to head race between Kamala Harris and Donald Trump, whom would you vote for?

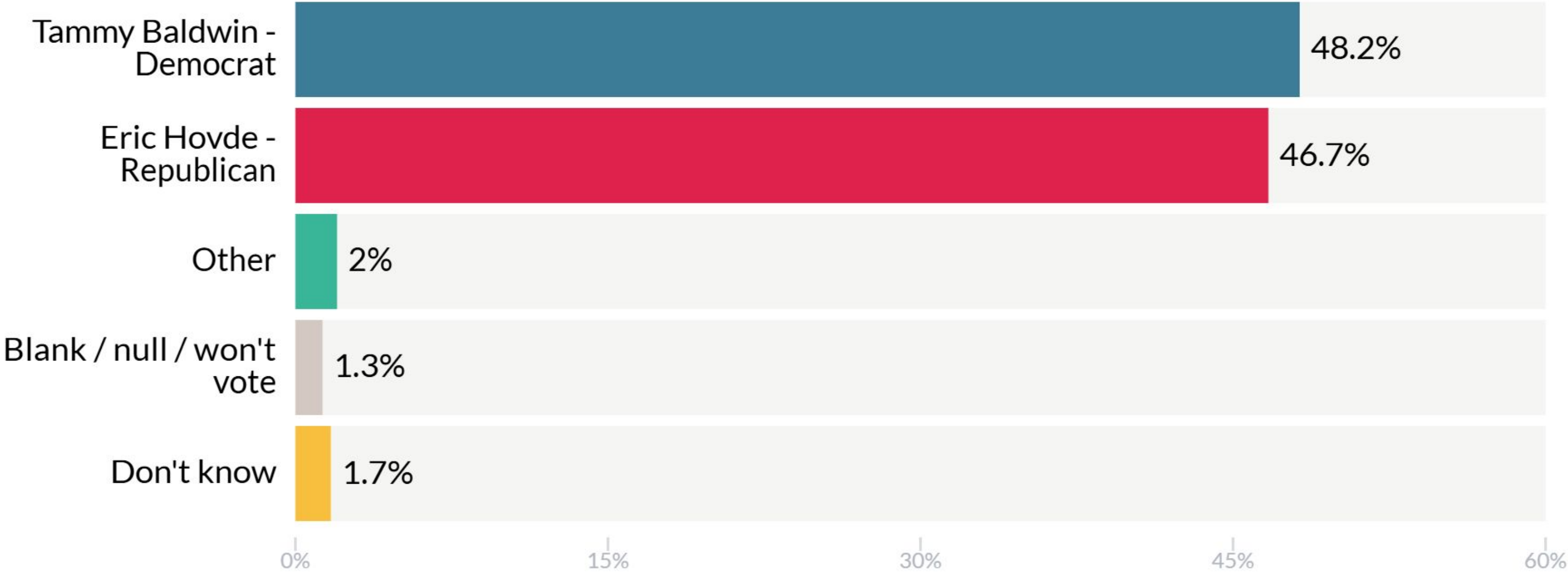


	Gender			Education		Age			
	Man	Woman	Other / prefer not to identify	College degree or higher	All other	18-29	30-44	45-64	65+
Donald Trump	<div></div> 54.5	<div></div> 45.5	<div></div> 73.1	<div></div> 39.9	<div></div> 58.5	<div></div> 54.1	<div></div> 41.5	<div></div> 52.4	<div></div> 50.5
Kamala Harris	<div></div> 42.7	<div></div> 53	<div></div> 26.9	<div></div> 59.7	<div></div> 37.9	<div></div> 45.3	<div></div> 53.3	<div></div> 45.7	<div></div> 49.5
Blank / null / won't vote	<div></div> 2.4	<div></div> 0.6	<div></div> 0	<div></div> 0	<div></div> 2.6	<div></div> 0.6	<div></div> 4.4	<div></div> 0.8	<div></div> 0
Undecided	<div></div> 0.4	<div></div> 0.9	<div></div> 0	<div></div> 0.4	<div></div> 0.9	<div></div> 0	<div></div> 0.8	<div></div> 1.2	<div></div> 0

	Family Income			Race					Partisanship		
	Below \$50k	\$50k - \$100k	Above \$100k	Asian	Black	Hispanic	White	Other	Democrat	Republican	Independent
Donald Trump	<div></div> 43.7	<div></div> 49.5	<div></div> 56.3	<div></div> 37.6	<div></div> 23	<div></div> 69.5	<div></div> 50.7	<div></div> 66.3	<div></div> 2	<div></div> 93.4	<div></div> 56.9
Kamala Harris	<div></div> 52.9	<div></div> 48.3	<div></div> 43.1	<div></div> 62.4	<div></div> 75.7	<div></div> 30.5	<div></div> 47	<div></div> 33.7	<div></div> 97.1	<div></div> 6.6	<div></div> 37.1
Blank / null / won't vote	<div></div> 3.3	<div></div> 0.9	<div></div> 0	<div></div> 0	<div></div> 1.3	<div></div> 0	<div></div> 1.5	<div></div> 0	<div></div> 0.9	<div></div> 0	<div></div> 3.7
Undecided	<div></div> 0	<div></div> 1.3	<div></div> 0.6	<div></div> 0	<div></div> 0	<div></div> 0	<div></div> 0.8	<div></div> 0	<div></div> 0	<div></div> 0	<div></div> 2.2

	Location type			2020 vote		
	Urban	Sub-urban	Rural	Joe Biden	Donald Trump	Other, don't remember, didn't vote
Donald Trump	<div></div> 47.7	<div></div> 50.9	<div></div> 49.8	<div></div> 8	<div></div> 95.7	<div></div> 36.5
Kamala Harris	<div></div> 52	<div></div> 46.2	<div></div> 47.7	<div></div> 90	<div></div> 4.3	<div></div> 50.6
Blank / null / won't vote	<div></div> 0.3	<div></div> 2.4	<div></div> 1	<div></div> 0.7	<div></div> 0	<div></div> 13
Undecided	<div></div> 0	<div></div> 0.4	<div></div> 1.5	<div></div> 1.4	<div></div> 0	<div></div> 0

Whom will you vote for in the United States Senate election in Wisconsin?



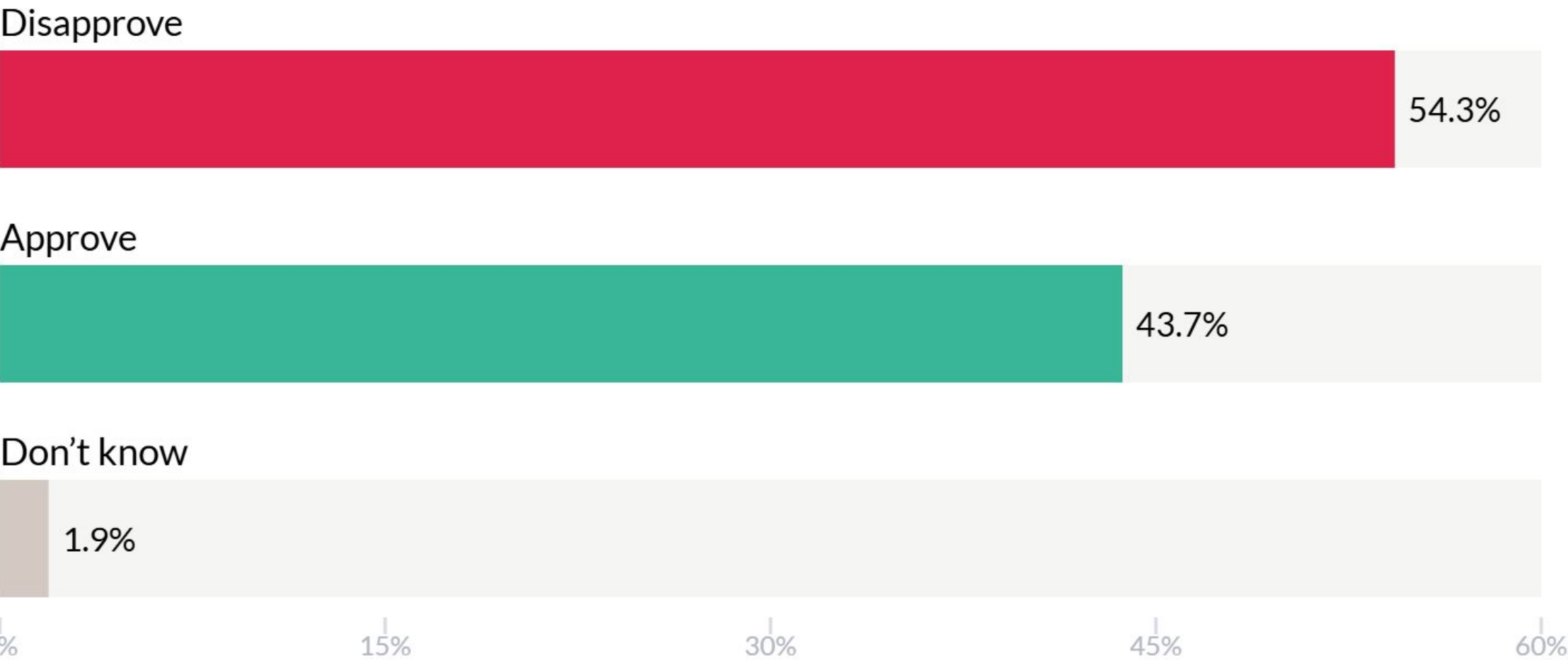
	Gender			Education		Age			
	Man	Woman	Other / prefer not to identify	College degree or higher	All other	18-29	30-44	45-64	65+
Tammy Baldwin - Democrat	<div><div></div></div> 44	<div><div></div></div> 52	<div><div></div></div> 26.9	<div><div></div></div> 57.4	<div><div></div></div> 40.1	<div><div></div></div> 43.8	<div><div></div></div> 55.4	<div><div></div></div> 45.8	<div><div></div></div> 48.3
Eric Hovde - Republican	<div><div></div></div> 47.3	<div><div></div></div> 45.8	<div><div></div></div> 73.1	<div><div></div></div> 37.6	<div><div></div></div> 54.8	<div><div></div></div> 41.7	<div><div></div></div> 36.4	<div><div></div></div> 51.9	<div><div></div></div> 50.2
Other	<div><div></div></div> 4.4	<div><div></div></div> 0	<div><div></div></div> 0	<div><div></div></div> 2.1	<div><div></div></div> 1.9	<div><div></div></div> 1.5	<div><div></div></div> 7.9	<div><div></div></div> 0	<div><div></div></div> 0
Blank / null / won't vote	<div><div></div></div> 2	<div><div></div></div> 0.9	<div><div></div></div> 0	<div><div></div></div> 0.4	<div><div></div></div> 2.2	<div><div></div></div> 5.3	<div><div></div></div> 0.4	<div><div></div></div> 1.2	<div><div></div></div> 0.4
Don't know	<div><div></div></div> 2.3	<div><div></div></div> 1.3	<div><div></div></div> 0	<div><div></div></div> 2.5	<div><div></div></div> 1	<div><div></div></div> 7.7	<div><div></div></div> 0	<div><div></div></div> 1.1	<div><div></div></div> 1.1

	Family Income			Race					Partisanship		
	Below \$50k	\$50k - \$100k	Above \$100k	Asian	Black	Hispanic	White	Other	Democrat	Republican	Independent
Tammy Baldwin - Democrat	<div><div></div></div> 53.7	<div><div></div></div> 49	<div><div></div></div> 41.7	<div><div></div></div> 55	<div><div></div></div> 83.7	<div><div></div></div> 30.5	<div><div></div></div> 46.5	<div><div></div></div> 33.7	<div><div></div></div> 96.1	<div><div></div></div> 7.3	<div><div></div></div> 37.5
Eric Hovde - Republican	<div><div></div></div> 37.9	<div><div></div></div> 47.5	<div><div></div></div> 55.1	<div><div></div></div> 21.8	<div><div></div></div> 11.9	<div><div></div></div> 50	<div><div></div></div> 49	<div><div></div></div> 58.6	<div><div></div></div> 3.4	<div><div></div></div> 88.7	<div><div></div></div> 50.5
Other	<div><div></div></div> 3.1	<div><div></div></div> 0.7	<div><div></div></div> 2.3	<div><div></div></div> 7.4	<div><div></div></div> 0	<div><div></div></div> 19.5	<div><div></div></div> 1.4	<div><div></div></div> 7.3	<div><div></div></div> 0.2	<div><div></div></div> 0	<div><div></div></div> 6.5
Blank / null / won't vote	<div><div></div></div> 1.8	<div><div></div></div> 1.8	<div><div></div></div> 0.3	<div><div></div></div> 9.9	<div><div></div></div> 1.3	<div><div></div></div> 0	<div><div></div></div> 1.4	<div><div></div></div> 0	<div><div></div></div> 0.3	<div><div></div></div> 0.3	<div><div></div></div> 3.9
Don't know	<div><div></div></div> 3.6	<div><div></div></div> 1	<div><div></div></div> 0.6	<div><div></div></div> 5.9	<div><div></div></div> 3.1	<div><div></div></div> 0	<div><div></div></div> 1.7	<div><div></div></div> 0.3	<div><div></div></div> 0	<div><div></div></div> 3.7	<div><div></div></div> 1.6

	Location type			2020 vote		
	Urban	Sub-urban	Rural	Joe Biden	Donald Trump	Other, don't remember, didn't vote
Tammy Baldwin - Democrat	<div><div></div></div> 53.1	<div><div></div></div> 45.5	<div><div></div></div> 47.8	<div><div></div></div> 89.5	<div><div></div></div> 4.8	<div><div></div></div> 50.6
Eric Hovde - Republican	<div><div></div></div> 39.7	<div><div></div></div> 49	<div><div></div></div> 49.8	<div><div></div></div> 8.2	<div><div></div></div> 90.4	<div><div></div></div> 27.6
Other	<div><div></div></div> 0.9	<div><div></div></div> 4.2	<div><div></div></div> 0	<div><div></div></div> 0.4	<div><div></div></div> 1.8	<div><div></div></div> 12
Blank / null / won't vote	<div><div></div></div> 2	<div><div></div></div> 0.2	<div><div></div></div> 2.1	<div><div></div></div> 1	<div><div></div></div> 0.7	<div><div></div></div> 6.6
Don't know	<div><div></div></div> 4.2	<div><div></div></div> 1.1	<div><div></div></div> 0.3	<div><div></div></div> 0.9	<div><div></div></div> 2.3	<div><div></div></div> 3.2

## 2.2. Presidential Approval and Image of Politicians

Do you approve or disapprove of Joe Biden’s performance as president of the United States?

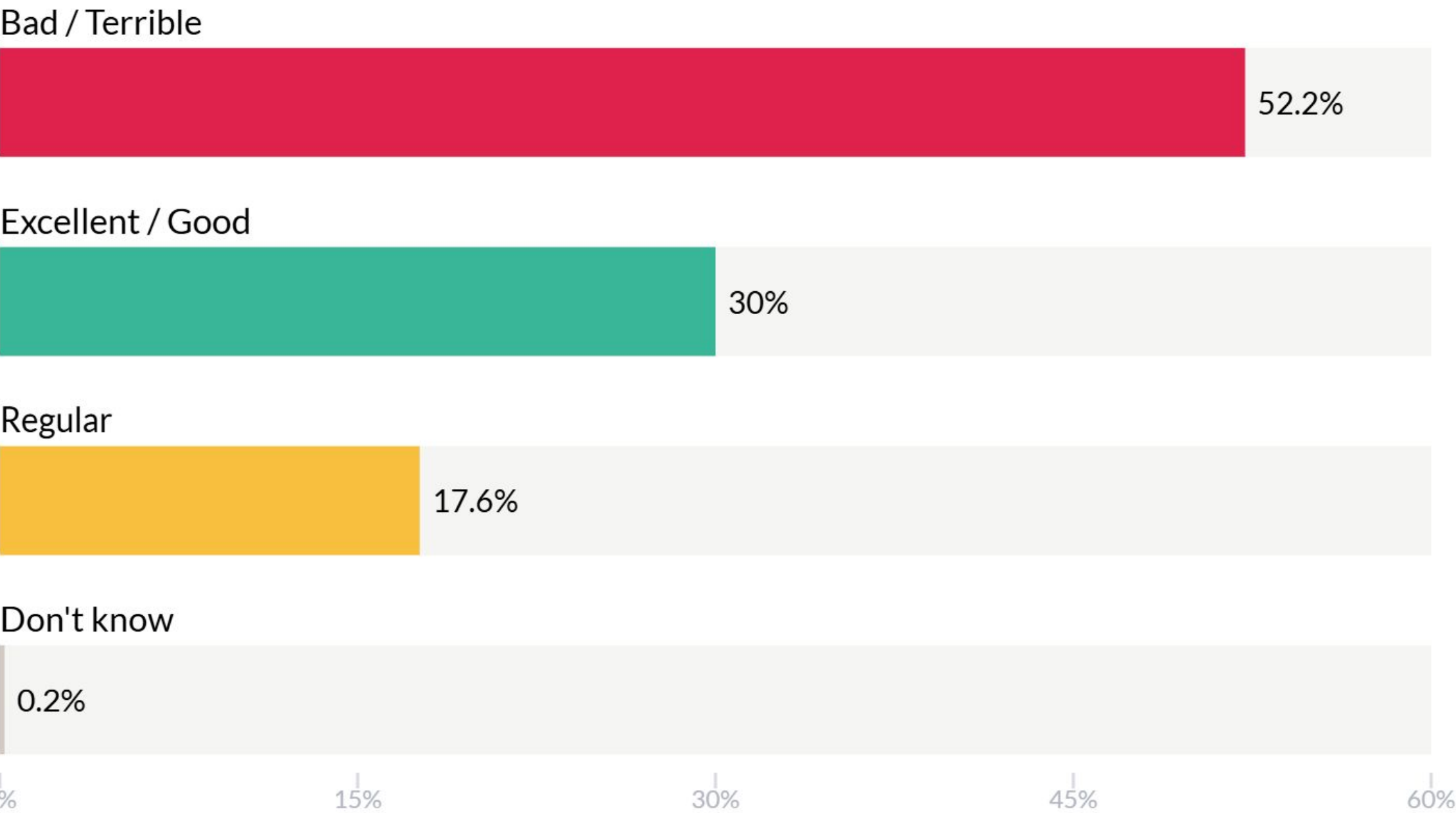


	Gender			Education		Age			
	Man	Woman	Other / prefer not to identify	College degree or higher	All other	18-29	30-44	45-64	65+
Disapprove	<div></div> 62.4	<div></div> 47.4	<div></div> 73.1	<div></div> 41.1	<div></div> 66.1	<div></div> 59.2	<div></div> 52.1	<div></div> 56	<div></div> 50.5
Approve	<div></div> 33.3	<div></div> 52.6	<div></div> 26.9	<div></div> 55.9	<div></div> 32.9	<div></div> 32.7	<div></div> 47	<div></div> 44	<div></div> 46.9
Don't know	<div></div> 4.3	<div></div> 0	<div></div> 0	<div></div> 3	<div></div> 1	<div></div> 8.1	<div></div> 0.9	<div></div> 0.1	<div></div> 2.6

	Family Income			Race					Partisanship		
	Below \$50k	\$50k - \$100k	Above \$100k	Asian	Black	Hispanic	White	Other	Democrat	Republican	Independent
Disapprove	<div></div> 48	<div></div> 54.6	<div></div> 60.5	<div></div> 37.6	<div></div> 23	<div></div> 69.5	<div></div> 56.2	<div></div> 59	<div></div> 4.4	<div></div> 97.9	<div></div> 64.5
Approve	<div></div> 47.5	<div></div> 44.7	<div></div> 38.7	<div></div> 58.9	<div></div> 77	<div></div> 30.5	<div></div> 42.1	<div></div> 26	<div></div> 92.1	<div></div> 1.6	<div></div> 33.9
Don't know	<div></div> 4.5	<div></div> 0.6	<div></div> 0.8	<div></div> 3.5	<div></div> 0	<div></div> 0	<div></div> 1.7	<div></div> 15	<div></div> 3.6	<div></div> 0.5	<div></div> 1.6

	Location type			2020 vote		
	Urban	Sub-urban	Rural	Joe Biden	Donald Trump	Other, don't remember, didn't vote
Disapprove	<div></div> 49.7	<div></div> 54.7	<div></div> 57.9	<div></div> 11	<div></div> 99	<div></div> 56.4
Approve	<div></div> 48.8	<div></div> 41.9	<div></div> 41.8	<div></div> 85.8	<div></div> 0.2	<div></div> 43.2
Don't know	<div></div> 1.6	<div></div> 3.4	<div></div> 0.3	<div></div> 3.2	<div></div> 0.9	<div></div> 0.4

How do you evaluate Joe Biden's performance as President?



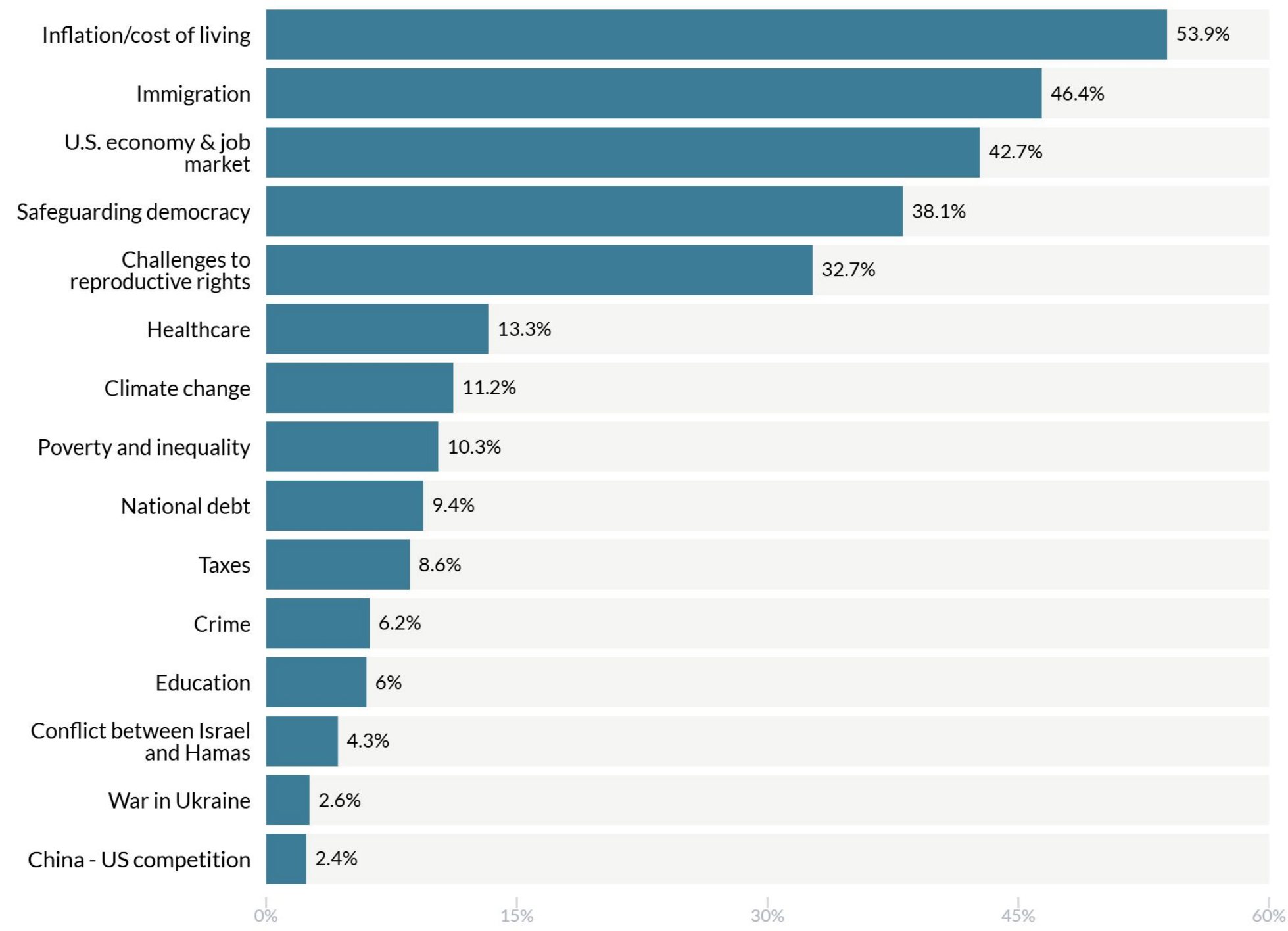
	Gender			Education		Age			
	Man	Woman	Other / prefer not to identify	College degree or higher	All other	18-29	30-44	45-64	65+
Bad / Terrible	<div></div> 58.3	<div></div> 47	<div></div> 73.1	<div></div> 39.4	<div></div> 63.6	<div></div> 44.7	<div></div> 52.1	<div></div> 55.3	<div></div> 50.9
Excellent / Good	<div></div> 19.2	<div></div> 39.4	<div></div> 0	<div></div> 38	<div></div> 22.9	<div></div> 19.2	<div></div> 25.5	<div></div> 28.6	<div></div> 43.3
Regular	<div></div> 22.1	<div></div> 13.7	<div></div> 26.9	<div></div> 22.1	<div></div> 13.5	<div></div> 34.6	<div></div> 22.3	<div></div> 16.1	<div></div> 5.8
Don't know	<div></div> 0.4	<div></div> 0	<div></div> 0	<div></div> 0.4	<div></div> 0	<div></div> 1.5	<div></div> 0	<div></div> 0	<div></div> 0

	Family Income			Race					Partisanship		
	Below \$50k	\$50k - \$100k	Above \$100k	Asian	Black	Hispanic	White	Other	Democrat	Republican	Independent
Bad / Terrible	<div></div> 46.5	<div></div> 53.8	<div></div> 56.3	<div></div> 37.6	<div></div> 23	<div></div> 69.5	<div></div> 53.7	<div></div> 59	<div></div> 3.1	<div></div> 93.4	<div></div> 63.9
Excellent / Good	<div></div> 35.3	<div></div> 26.5	<div></div> 28.6	<div></div> 34.9	<div></div> 41.9	<div></div> 30.5	<div></div> 29.1	<div></div> 26	<div></div> 64.8	<div></div> 1.3	<div></div> 21.1
Regular	<div></div> 18.2	<div></div> 19.2	<div></div> 15.2	<div></div> 27.5	<div></div> 35	<div></div> 0	<div></div> 17.2	<div></div> 7.7	<div></div> 32.1	<div></div> 5.2	<div></div> 14.3
Don't know	<div></div> 0	<div></div> 0.5	<div></div> 0	<div></div> 0	<div></div> 0	<div></div> 0	<div></div> 0	<div></div> 7.3	<div></div> 0	<div></div> 0	<div></div> 0.7

	Location type			2020 vote		
	Urban	Sub-urban	Rural	Joe Biden	Donald Trump	Other, don't remember, didn't vote
Bad / Terrible	<div></div> 46	<div></div> 53.1	<div></div> 56.5	<div></div> 10.6	<div></div> 97	<div></div> 43.8
Excellent / Good	<div></div> 25.1	<div></div> 36.2	<div></div> 26.2	<div></div> 57.3	<div></div> 0.2	<div></div> 37.8
Regular	<div></div> 28.2	<div></div> 10.7	<div></div> 17.3	<div></div> 32	<div></div> 2.4	<div></div> 18.3
Don't know	<div></div> 0.7	<div></div> 0	<div></div> 0	<div></div> 0	<div></div> 0.4	<div></div> 0

## 2.3. Key Topics

In your opinion, what are the greatest challenges the United States faces today?



	Gender			Education		Age				Family Income		
	Man	Woman	Other / prefer not to identify	College degree or higher	All other	18-29	30-44	45-64	65+	Below \$50k	\$50k - \$100k	Above \$100k
Inflation/cost of living	<div><div></div></div> 56.4	<div><div></div></div> 52.4	<div><div></div></div> 13.1	<div><div></div></div> 44	<div><div></div></div> 62.7	<div><div></div></div> 57.2	<div><div></div></div> 59.8	<div><div></div></div> 51.3	<div><div></div></div> 50.5	<div><div></div></div> 51.6	<div><div></div></div> 58.2	<div><div></div></div> 51.4
Immigration	<div><div></div></div> 48.6	<div><div></div></div> 44.6	<div><div></div></div> 40	<div><div></div></div> 33.2	<div><div></div></div> 58.1	<div><div></div></div> 28.7	<div><div></div></div> 41.7	<div><div></div></div> 48.9	<div><div></div></div> 56.2	<div><div></div></div> 39.9	<div><div></div></div> 48.5	<div><div></div></div> 50.7
U.S. economy & job market	<div><div></div></div> 50.7	<div><div></div></div> 35.3	<div><div></div></div> 100	<div><div></div></div> 39.2	<div><div></div></div> 45.8	<div><div></div></div> 46.4	<div><div></div></div> 49.1	<div><div></div></div> 39.8	<div><div></div></div> 39.3	<div><div></div></div> 38.2	<div><div></div></div> 46.7	<div><div></div></div> 42.7
Safeguarding democracy	<div><div></div></div> 23.9	<div><div></div></div> 50.2	<div><div></div></div> 0	<div><div></div></div> 44.5	<div><div></div></div> 32.3	<div><div></div></div> 31.6	<div><div></div></div> 26.4	<div><div></div></div> 44.7	<div><div></div></div> 41.6	<div><div></div></div> 46.8	<div><div></div></div> 31.5	<div><div></div></div> 36.4
Challenges to reproductive rights	<div><div></div></div> 18.1	<div><div></div></div> 44.4	<div><div></div></div> 60	<div><div></div></div> 37.5	<div><div></div></div> 28.5	<div><div></div></div> 37.8	<div><div></div></div> 23.8	<div><div></div></div> 31.4	<div><div></div></div> 41.2	<div><div></div></div> 35.7	<div><div></div></div> 28.9	<div><div></div></div> 34.1
Healthcare	<div><div></div></div> 9.1	<div><div></div></div> 16.9	<div><div></div></div> 0	<div><div></div></div> 17.6	<div><div></div></div> 9.5	<div><div></div></div> 5.3	<div><div></div></div> 4.1	<div><div></div></div> 14.9	<div><div></div></div> 24.2	<div><div></div></div> 15.9	<div><div></div></div> 19.4	<div><div></div></div> 3.6
Climate change	<div><div></div></div> 10.8	<div><div></div></div> 11.6	<div><div></div></div> 0	<div><div></div></div> 15.6	<div><div></div></div> 7.2	<div><div></div></div> 16.2	<div><div></div></div> 9.1	<div><div></div></div> 10.1	<div><div></div></div> 12.4	<div><div></div></div> 9.8	<div><div></div></div> 13.2	<div><div></div></div> 10.2
Poverty and inequality	<div><div></div></div> 5.7	<div><div></div></div> 14.3	<div><div></div></div> 0	<div><div></div></div> 10.6	<div><div></div></div> 10.1	<div><div></div></div> 12.7	<div><div></div></div> 11.6	<div><div></div></div> 13.2	<div><div></div></div> 2.8	<div><div></div></div> 11.4	<div><div></div></div> 6.3	<div><div></div></div> 13.9
National debt	<div><div></div></div> 13.3	<div><div></div></div> 5.5	<div><div></div></div> 60	<div><div></div></div> 9	<div><div></div></div> 9.8	<div><div></div></div> 10.5	<div><div></div></div> 13.5	<div><div></div></div> 8.8	<div><div></div></div> 5.7	<div><div></div></div> 8.3	<div><div></div></div> 7.8	<div><div></div></div> 12.2
Taxes	<div><div></div></div> 10.3	<div><div></div></div> 7.1	<div><div></div></div> 26.9	<div><div></div></div> 7.1	<div><div></div></div> 10	<div><div></div></div> 7.9	<div><div></div></div> 9.1	<div><div></div></div> 10.7	<div><div></div></div> 4.9	<div><div></div></div> 5.4	<div><div></div></div> 8.2	<div><div></div></div> 12.5
Crime	<div><div></div></div> 8.5	<div><div></div></div> 4.3	<div><div></div></div> 0	<div><div></div></div> 3.8	<div><div></div></div> 8.3	<div><div></div></div> 5.8	<div><div></div></div> 5.2	<div><div></div></div> 5.6	<div><div></div></div> 8.1	<div><div></div></div> 8.2	<div><div></div></div> 4.3	<div><div></div></div> 6.3
Education	<div><div></div></div> 9	<div><div></div></div> 3.6	<div><div></div></div> 0	<div><div></div></div> 11.6	<div><div></div></div> 1.1	<div><div></div></div> 3.5	<div><div></div></div> 8.4	<div><div></div></div> 8	<div><div></div></div> 1.7	<div><div></div></div> 0.5	<div><div></div></div> 10.1	<div><div></div></div> 7.1
Conflict between Israel and Hamas	<div><div></div></div> 4.6	<div><div></div></div> 4	<div><div></div></div> 0	<div><div></div></div> 2.1	<div><div></div></div> 6.2	<div><div></div></div> 9.1	<div><div></div></div> 2.7	<div><div></div></div> 3	<div><div></div></div> 5.1	<div><div></div></div> 2.8	<div><div></div></div> 5	<div><div></div></div> 4.9
War in Ukraine	<div><div></div></div> 3.8	<div><div></div></div> 1.7	<div><div></div></div> 0	<div><div></div></div> 3.5	<div><div></div></div> 1.8	<div><div></div></div> 5.4	<div><div></div></div> 0.9	<div><div></div></div> 3.7	<div><div></div></div> 0.7	<div><div></div></div> 4.4	<div><div></div></div> 1.4	<div><div></div></div> 2.1
China - US competition	<div><div></div></div> 4.3	<div><div></div></div> 0.8	<div><div></div></div> 0	<div><div></div></div> 3.9	<div><div></div></div> 1	<div><div></div></div> 9.8	<div><div></div></div> 3.2	<div><div></div></div> 0.4	<div><div></div></div> 0.7	<div><div></div></div> 3.8	<div><div></div></div> 0.5	<div><div></div></div> 3.1

	Race					Partisanship			Location type			2020 vote		
	Asian	Black	Hispanic	White	Other	Democrat	Republican	Independent	Urban	Sub-urban	Rural	Joe Biden	Donald Trump	Other, don't remember, didn't vote
Inflation/cost of living	<div><div></div></div> 7.4	<div><div></div></div> 7.4	<div><div></div></div> 17	<div><div></div></div> 59.4	<div><div></div></div> 48.8	<div><div></div></div> 28.9	<div><div></div></div> 72.6	<div><div></div></div> 62.4	<div><div></div></div> 50.4	<div><div></div></div> 53.8	<div><div></div></div> 57.3	<div><div></div></div> 36.5	<div><div></div></div> 74.1	<div><div></div></div> 42.9
Immigration	<div><div></div></div> 42.9	<div><div></div></div> 24	<div><div></div></div> 39.3	<div><div></div></div> 49	<div><div></div></div> 22.8	<div><div></div></div> 5.3	<div><div></div></div> 87.5	<div><div></div></div> 48.6	<div><div></div></div> 38.8	<div><div></div></div> 47.3	<div><div></div></div> 51.7	<div><div></div></div> 12.8	<div><div></div></div> 85.4	<div><div></div></div> 24.4
U.S. economy & job market	<div><div></div></div> 57.9	<div><div></div></div> 54.6	<div><div></div></div> 97.7	<div><div></div></div> 39	<div><div></div></div> 59.2	<div><div></div></div> 17.5	<div><div></div></div> 67	<div><div></div></div> 45.3	<div><div></div></div> 39.4	<div><div></div></div> 40.9	<div><div></div></div> 48.1	<div><div></div></div> 16.7	<div><div></div></div> 68.1	<div><div></div></div> 51.6
Safeguarding democracy	<div><div></div></div> 13.2	<div><div></div></div> 22	<div><div></div></div> 30.5	<div><div></div></div> 40.3	<div><div></div></div> 15.8	<div><div></div></div> 66.7	<div><div></div></div> 11.1	<div><div></div></div> 34.5	<div><div></div></div> 32.8	<div><div></div></div> 40.8	<div><div></div></div> 39.1	<div><div></div></div> 63	<div><div></div></div> 12	<div><div></div></div> 38.2
Challenges to reproductive rights	<div><div></div></div> 0	<div><div></div></div> 14	<div><div></div></div> 30.5	<div><div></div></div> 34.5	<div><div></div></div> 29.9	<div><div></div></div> 72.8	<div><div></div></div> 2.9	<div><div></div></div> 18.6	<div><div></div></div> 36.3	<div><div></div></div> 34.2	<div><div></div></div> 27.6	<div><div></div></div> 60.8	<div><div></div></div> 1	<div><div></div></div> 45.9
Healthcare	<div><div></div></div> 23.2	<div><div></div></div> 25.4	<div><div></div></div> 0	<div><div></div></div> 12.9	<div><div></div></div> 12.2	<div><div></div></div> 23.6	<div><div></div></div> 0.6	<div><div></div></div> 15.8	<div><div></div></div> 9.3	<div><div></div></div> 14.8	<div><div></div></div> 14.9	<div><div></div></div> 25.5	<div><div></div></div> 1.1	<div><div></div></div> 10.9
Climate change	<div><div></div></div> 10	<div><div></div></div> 23.5	<div><div></div></div> 0	<div><div></div></div> 10.8	<div><div></div></div> 7.7	<div><div></div></div> 25.1	<div><div></div></div> 0.3	<div><div></div></div> 6.9	<div><div></div></div> 13.1	<div><div></div></div> 11	<div><div></div></div> 9.6	<div><div></div></div> 23.5	<div><div></div></div> 0.5	<div><div></div></div> 0
Poverty and inequality	<div><div></div></div> 0	<div><div></div></div> 5.5	<div><div></div></div> 0	<div><div></div></div> 11.1	<div><div></div></div> 14.6	<div><div></div></div> 19	<div><div></div></div> 1.1	<div><div></div></div> 10.5	<div><div></div></div> 19.1	<div><div></div></div> 8.3	<div><div></div></div> 5.4	<div><div></div></div> 18.3	<div><div></div></div> 0.5	<div><div></div></div> 19
National debt	<div><div></div></div> 2.1	<div><div></div></div> 0	<div><div></div></div> 1.1	<div><div></div></div> 9.7	<div><div></div></div> 35.7	<div><div></div></div> 4	<div><div></div></div> 9.9	<div><div></div></div> 15.2	<div><div></div></div> 7.5	<div><div></div></div> 11	<div><div></div></div> 9.1	<div><div></div></div> 5.4	<div><div></div></div> 12.7	<div><div></div></div> 14.2
Taxes	<div><div></div></div> 15.3	<div><div></div></div> 0	<div><div></div></div> 16.3	<div><div></div></div> 9.3	<div><div></div></div> 0	<div><div></div></div> 5.3	<div><div></div></div> 10.7	<div><div></div></div> 10	<div><div></div></div> 6.5	<div><div></div></div> 8.5	<div><div></div></div> 10.6	<div><div></div></div> 4.1	<div><div></div></div> 12.1	<div><div></div></div> 15.2
Crime	<div><div></div></div> 5.9	<div><div></div></div> 0	<div><div></div></div> 10.7	<div><div></div></div> 6.4	<div><div></div></div> 6.3	<div><div></div></div> 1	<div><div></div></div> 13.8	<div><div></div></div> 3.6	<div><div></div></div> 6	<div><div></div></div> 8	<div><div></div></div> 3.8	<div><div></div></div> 2.7	<div><div></div></div> 10.6	<div><div></div></div> 1.9
Education	<div><div></div></div> 10	<div><div></div></div> 23.5	<div><div></div></div> 8.4	<div><div></div></div> 4.7	<div><div></div></div> 0	<div><div></div></div> 10.5	<div><div></div></div> 1.4	<div><div></div></div> 5.9	<div><div></div></div> 2.9	<div><div></div></div> 4	<div><div></div></div> 11.5	<div><div></div></div> 8.8	<div><div></div></div> 1.9	<div><div></div></div> 12.2
Conflict between Israel and Hamas	<div><div></div></div> 14.5	<div><div></div></div> 14.3	<div><div></div></div> 0	<div><div></div></div> 3.7	<div><div></div></div> 0	<div><div></div></div> 4.8	<div><div></div></div> 4.5	<div><div></div></div> 3.3	<div><div></div></div> 5	<div><div></div></div> 3.7	<div><div></div></div> 4.4	<div><div></div></div> 4.4	<div><div></div></div> 2	<div><div></div></div> 15.3
War in Ukraine	<div><div></div></div> 8.1	<div><div></div></div> 3.5	<div><div></div></div> 0	<div><div></div></div> 1.9	<div><div></div></div> 25	<div><div></div></div> 1	<div><div></div></div> 1.8	<div><div></div></div> 5.5	<div><div></div></div> 4.9	<div><div></div></div> 2.2	<div><div></div></div> 1.1	<div><div></div></div> 2.8	<div><div></div></div> 2.7	<div><div></div></div> 1.5
China - US competition	<div><div></div></div> 15.1	<div><div></div></div> 0	<div><div></div></div> 0	<div><div></div></div> 2.3	<div><div></div></div> 7.7	<div><div></div></div> 2.5	<div><div></div></div> 3.2	<div><div></div></div> 1.2	<div><div></div></div> 1.9	<div><div></div></div> 4	<div><div></div></div> 0.5	<div><div></div></div> 1.9	<div><div></div></div> 2.5	<div><div></div></div> 4.6

# About AtlasIntel

AtlasIntel was the most accurate pollster of the 2020 presidential election and of the 2022 midterms in the United States.

In 2020, Atlas polls had an average error of only two points and anticipated election results within the margin of error in all swing states during the worst cycle for the US polling industry in four decades.\*



Replying to @NateSilver538

Finally, here's how the most prolific pollsters fared in the general election.

The best-performing pollster was AtlasIntel!

Second was Trafalgar!

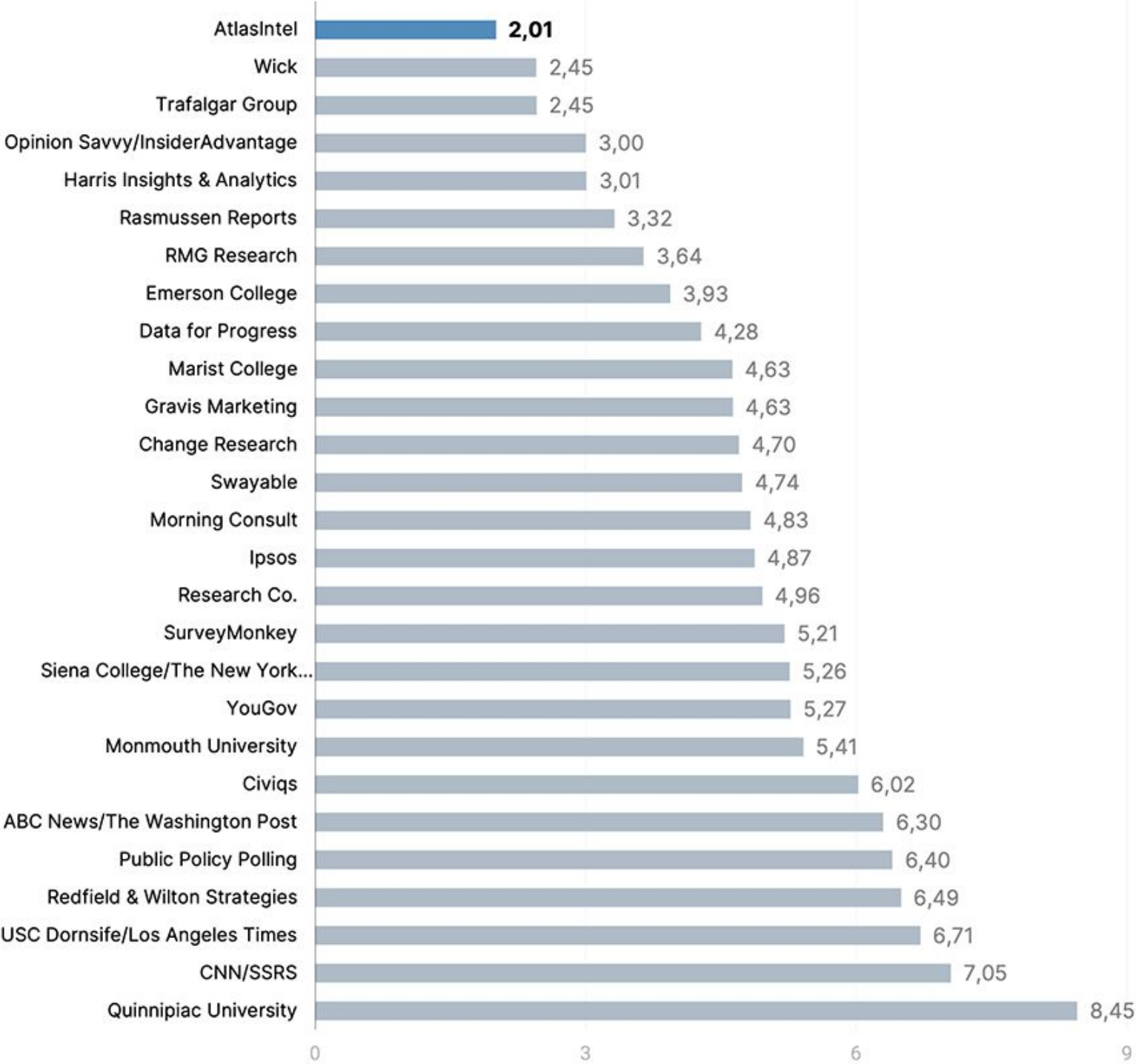
Yeah, they incorrectly had Trump winning a few states, but they were close on the margins, and that's the better metric.

AtlasIntel was 2020’s most accurate pollster

Average error of polls in final 21 days before the 2020 general election, for pollsters that conducted at least 10 polls

POLLSTER	NO. POLLS	RACES CALLED CORRECTLY	STATISTICAL BIAS	AVG. ERROR
Swayable	68	93%	+5 . 1	+5 . 8
SurveyMonkey	58	97	+3 . 8	+4 . 7
Morning Consult	54	80	+4 . 6	+4 . 8
Change Research	44	69	+5 . 7	+6 . 1
Data for Progress	42	75	+5 . 0	+5 . 0
YouGov	37	82	+5 . 3	+5 . 3
Emerson College	36	58	+3 . 0	+4 . 1
Ipsos	32	73	+4 . 6	+4 . 6
Public Policy Polling	31	63	+7 . 2	+7 . 2
Trafalgar Group	28	50	-2 . 1	+2 . 6
Siena College/NYT Upshot	25	76	+5 . 5	+5 . 5
RMG Research	25	80	+6 . 0	+6 . 0
Civiqs	22	73	+5 . 3	+5 . 6
Gravis Marketing	21	90	+4 . 8	+4 . 8
SurveyUSA	17	79	+2 . 4	+4 . 6
Rasmussen Reports/POR	17	68	+1 . 0	+2 . 8
Opinion Savvy/InsiderAdvantage	15	47	+0 . 8	+3 . 5
Research Co.	14	96	+5 . 2	+5 . 2
AtlasIntel	14	71	+1 . 0	+2 . 2
Harris Insights & Analytics	13	81	+3 . 2	+3 . 3
SSRS	12	75	+7 . 1	+7 . 1

Average error of national and state-level polls in the 2020 US Presidential Election [polls released in the final week before election day]



\*AAPOR, 2020 Pre-Election Polling: An Evaluation of the 2020 General Election Polls

AtlasIntel was the most accurate pollster of the 2022 presidential election in Brazil.

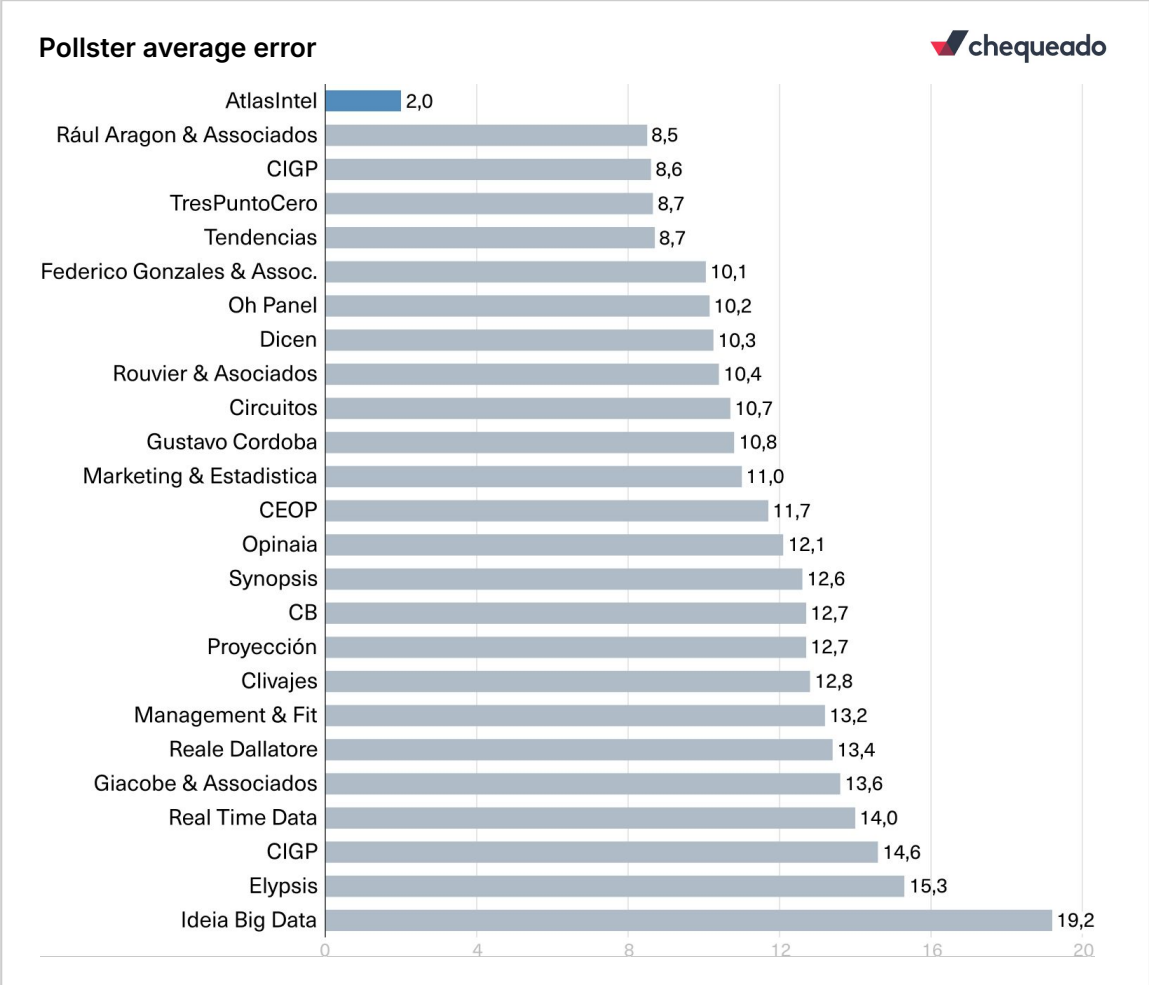
	2/10	1		2		3		4		5		6		7		8		9	
		1/10		1/10		30/09		29/09		1/10		30/09		1/10		29/09		29/09	
		AtlasIntel		MDA		Paraná Pesquisas		Ideia Big Data		Ipec		Veritá		Datafolha		Futura		Brasmarket	
		Result	Error	Result	Error	Result	Error	Result	Error	Result	Error	Result	Error	Result	Error	Result	Error	Result	Error
Lula	48.4	50.3	1.9	48.3	0.1	47.2	1.2	48.9	0.4	51	2.6	41.6	6.8	50	1.6	43.6	4.8	34.7	13.7
Jair Bolsonaro	43.2	41.1	2.1	39.7	3.5	40.1	3.1	38.5	4.7	37	6.6	44.6	1.4	36	7.2	40.5	2.7	51.0	7.8
Simone Tebet	4.2	2.7	1.5	4.7	0.5	6.2	2.0	6.2	2.1	5	1.2	4.2	0.0	6	1.8	7.7	3.5	5.8	1.6
Ciro Gomes	3.0	4.0	1.0	4.9	1.9	5.3	2.3	5.2	2.2	5	2.4	4.1	1.1	5	2.0	6.0	3.0	7.0	4.0
Outros	1.2	1.9	0.7	2.4	1.2	1.2	0.0	1.2	0.1	2	0.9	5.5	4.3	2	0.8	2.2	1.0	1.5	0.3
Average error			1.4		1.5		1.7		1.9		2.7		2.7		2.7		3.0		5.5

AtlasIntel was the most accurate pollster of the last three election cycles in Argentina (presidential elections, legislative primaries, and legislative elections).

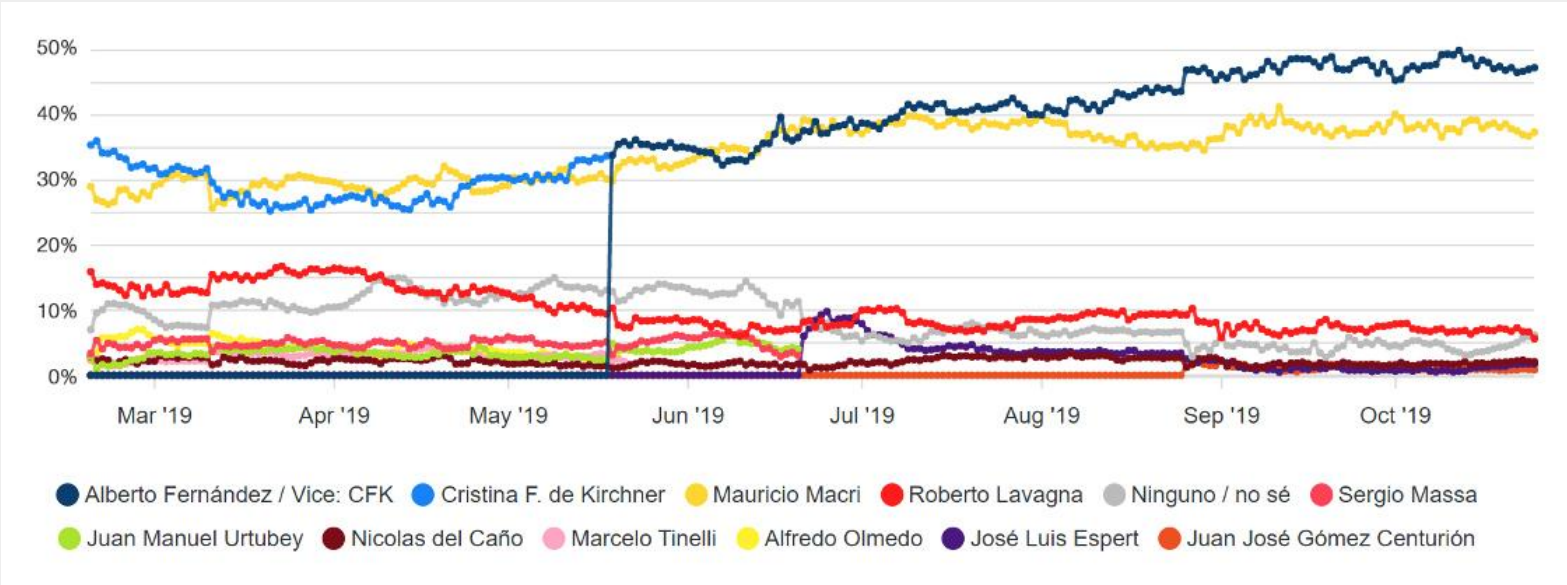
In each of the three election cycles, AtlasIntel had the lowest polling error. In 2023, AtlasIntel was the only pollster to correctly indicate the winners of both the 1st Round (Sergio Massa) and the runoff (Javier Milei).



2019 Argentina Presidential Election Polls



2019 Atlas Tracking Pro Time series



## AtlasIntel was the most accurate pollster of the 2022 Constitutional Plebiscite in Chile

Public and private AtlasIntel polls accurately captured the dynamics of voter mobilization and came closer to the final vote count than any competitor.

AtlasIntel public releases both before and after the start of the poll blackout period indicated that slightly more than 58% of Chilean voters would vote to reject the new constitution; with 61,8% of votes cast against the new constitutional text, AtlasIntel came closest to the final outcome regardless of whether one considers polls released before or during the blackout period.

### Ranking of pollster accuracy

CHILE 2022 - Constitutional plebiscite

Last public poll released prior to the start of the publication blackout period (likely voters)

	9/4	1		2		3		4		5		6		7		8		9	
		8/19		8/19		8/19		8/1		8/19		8/19		8/7		8/19		8/2	
		AtlasIntel		Black & White		UDD		Criteria		Cadem		Activa Pulso Ciudadano		Data Influye		Signos / SmartAnalytics		MORI / FIEL	
	Result	Result	Error	Result	Error	Result	Error	Result	Error	Result	Error	Result	Error	Result	Error	Result	Error	Result	Error
Approve	38,14	41,6	3,5	42,0	3,9	44,3	6,2	44,4	6,3	45,0	6,9	46,5	8,4	47,3	9,2	48,1	10,0	48,4	10,3
Reject	61,86	58,4	3,5	58,0	3,9	55,7	6,2	55,6	6,3	55,0	6,9	53,5	8,4	52,7	9,2	51,9	10,0	51,6	10,3
Average error			3,5		3,9		6,2		6,3		6,9		8,4		9,2		10,0		10,3

Last public poll released after the start of the publication blackout period (likely voters)

	9/4	1		2		3		4	
		9/3		9/3		8/29		9/2	
		AtlasIntel		Black & White		Activa Pulso Ciudadano		Cadem	
	Result	Result	Error	Result	Error	Result	Error	Result	Error
Approve	38,14	41,9	3,8	45,0	6,9	45,1	7,0	47,0	8,9
Reject	61,86	58,1	3,8	55,0	6,9	54,9	7,0	53,0	8,9
Average error			3,8		6,9		7,0		8,9

AtlasIntel polls anticipated the major swings of the 2022 presidential race in Colombia, during the primaries and the campaigning for the 1st round of voting and then the runoff.

	Result	1		2		3		4		5		6	
		AtlasIntel (Atlas Tracking PRO)		AtlasIntel (Public polls)		Invamer		Guarumo		CNC		YanHaas	
		Result	Error	Result	Error	Result	Error	Result	Error	Result	Error	Result	Error
Primaries													
Result by coalition													
Pacto Histórico	47.1	48.8	1.7	50.6	3.5	53.1	6.0	38.4	8.7	41.7	5.4	48.3	1.2
Equipo por Colombia	33.7	29.9	3.8	28.2	5.5	26.7	7.0	37.5	3.8	27.8	5.9	21.7	12.0
Centro Esperanza	19.1	21.3	2.2	21.2	2.1	20.3	1.2	24.1	5.0	30.6	11.5	30.0	10.9
Pacto Histórico													
Gustavo Petro	80.5	87.5	7.0	85.2	4.7	78.6	1.9	81.6	1.1	78.6	1.9	87.8	7.3
Francia Márquez	14.0	6.8	7.2	6.2	7.8	13.5	0.5	10.5	3.5	12.2	1.8	19.5	5.5
Camilo Romero	4.1	3.3	0.8	3.9	0.2	5.9	1.8	5.9	1.8	4.1	0.0	9.8	5.7
Equipo por Colombia													
Fico Gutiérrez	54.2	55.7	1.5	53.4	0.8	28.9	25.3	33.4	20.8	32.6	21.6	36.6	17.6
Álex Char	17.7	22.5	4.8	23.1	5.4	24.7	7.0	29.2	11.5	32.6	14.9	24.4	6.7
David Barguil	15.8	13.3	2.5	16.0	0.2	15.5	0.3	21.4	5.6	6.5	9.3	9.8	6.0
Aydeé Lizarazo	6.5	1.2	5.3	2.0	4.5	12.3	5.8	4.2	2.3	5.4	1.1	7.3	0.8
Enrique Peñalosa	5.8	7.3	1.5	5.6	0.2	18.7	12.9	11.8	6.0	22.8	17.0	22.0	16.2
Centro Esperanza													
Sergio Fajardo	33.5	48.2	14.7	49.6	16.1	37.8	4.3	37.5	4.0	41.5	8.0	47.4	13.9
Juan Manuel Galán	22.5	18.7	3.8	14.9	7.6	23.9	1.4	22.1	0.4	33.0	10.5	31.6	9.1
Carlos Amaya	20.9	11.6	9.3	10.9	10.0	14.9	6.0	10.4	10.5	8.5	12.4	5.3	15.6
Alejandro Gaviria	15.6	15.5	0.1	19.0	3.4	12.9	2.7	21.5	5.9	11.7	3.9	7.9	7.7
Jorge Enrique Robledo	7.4	6.0	1.4	5.5	1.9	10.5	3.1	8.5	1.1	5.3	2.1	7.9	0.5
FIRST ROUND													
Gustavo Petro	40.3	38.2	2.1	41.2	0.9	40.5	0.2	38.8	1.5	39.7	0.6	42.6	2.3
Rodolfo Hernández	28.2	24.5	3.7	22.1	6.1	20.9	7.3	20.8	7.4	21.2	7.0	12.8	15.4
Fico Gutiérrez	23.9	25.2	1.3	27.5	3.6	27.1	3.2	31.6	7.7	23.1	0.8	22.3	1.6
Sergio Fajardo	4.2	8.3	4.1	9.1	4.9	5.1	0.9	4.4	0.2	4.4	0.2	7.4	3.2
SECOND ROUND													
Gustavo Petro	50.4	48.6	1.8	47.5	2.9	47.2	3.2	46.5	3.9	50.5	0.1	48.4	2.0
Rodolfo Hernández	47.3	48.9	1.6	50.2	2.9	48.2	0.9	48.2	0.9	46.1	1.2	37.6	9.7
Blank votes	2.2	2.5	0.2	2.4	0.1	4.7	2.4	5.3	3.0	3.4	1.1	14.0	11.7
Average error			3.6		4.1		4.6		5.1		6.0		7.9

AtlasIntel was the only pollster to correctly anticipate the deadlock resulting from the 2023 legislative election in Spain

With an error of less than a tenth of a percentage point, AtlasIntel was the only pollster to correctly estimate the difference between the PP and the PSOE as well as the difference between the ideological left-right blocks. The surprising result resulted in a legislative deadlock.

El Confidencial

La única encuesta que ha clavado los resultados del 23-J se hizo en São Paulo: "Era un experimento"

En un contexto en el que las casas de encuestas están siendo criticadas por sobreestimar a la derecha, a Atlas Intel le bastó un único sondeo el 17 de julio para acertar más que ninguna



Roman (izquierda, camisa gris), junto al equipo de Atlas Intel que ha realizado la encuesta desde Brasil. (Cedida)

23 July Elections in Spain: Comparison of Results vs. Poll Estimates

	PP	PSOE	PP vs. PSOE margin	Poll error
Final Result 23-Jul	33.1	31.7	1.4	
1 AtlasIntel 17-Jul	30.8	29.4	1.4	0.05
2 Simple Lógica/elDiario.es 17-Jul	32.2	28.6	3.6	2.25
3 YouGov 17-Jul	32.0	28.0	4.0	2.65
4 CIS 17-Jul	30.8	32.2	-1.4	2.75
5 GESOP/The Adelaide Review 21-Jul	32.7	28.5	4.2	2.85
5 40dB/Prisa 17-Jul	32.9	28.7	4.2	2.85
7 Cluster17/El Grand Continent 15-Jul	33.6	28.9	4.7	3.35
7 IMOP/El Confidencial 15-Jul	32.9	28.2	4.7	3.35
9 SocioMétrica/El Español 17-Jul	33.5	28.3	5.2	3.85
10 Sondaxe/La Voz de Galicia 17-Jul	34.3	28.7	5.6	4.25
11 ElectoPanel/Electomanía 17-Jul	34.5	28.8	5.7	4.35
12 KeyData/Público 17-Jul	34.7	28.0	6.7	5.35
13 InvyMark/laSexta 15-Jul	33.5	26.3	7.2	5.85
14 Sigma Dos/El Mundo 17-Jul	35.4	28.0	7.4	6.05
15 GAD3/ABC 17-Jul	36.9	28.6	8.3	6.95
15 Target Point/El Debate 17-Jul	36.4	28.1	8.3	6.95
17 Data10/OKDiario 17-Jul	36.0	27.5	8.5	7.15
18 NC Report/La Razón 17-Jul	37.2	28.3	8.9	7.55

# Geographic Coverage

## 1. THE AMERICAS

Argentina, Bolivia, Brazil, Canada, Chile, Colombia, Costa Rica, Dominican Republic, Ecuador, El Salvador, Guatemala, Haiti, Honduras, Mexico, Nicaragua, Panama, Paraguay, Peru, United States, Uruguay, Venezuela.

## 2. EUROPE & MIDDLE EAST

Austria, Belgium, Bosnia and Herzegovina, Bulgaria, Croatia, Czech Republic, Denmark, Finland, France, Germany, Greece, Hungary, Ireland, Italy, Israel, Netherlands, Norway, Poland, Portugal, Romania, Serbia, Slovakia, Spain, Sweden, Switzerland, Turkey, Ukraine, United Kingdom.

## 3. AFRICA

Angola, Egypt, Mozambique, Nigeria, South Africa.

## 4. ASIA & OCEANIA

Australia, Bangladesh, India, Indonesia, Japan, Malaysia, New Zealand, Pakistan, Philippines, Thailand.

AtlasIntel's online data collection solution and sample calibration methodology allows coverage of any country in the Americas and in Europe with more than 3 million inhabitants, provided that its work is not restricted by legal restrictions and Internet blockages. In Africa and Asia, AtlasIntel provides coverage for a group of larger nations; the addition of additional countries can be explored on a case by case basis.

Countries where AtlasIntel has already conducted surveys for other institutional clients are highlighted in the list above.

